



Department of the Treasury  
Internal Revenue Service


## Publication 970

Cat. No. 25221V

# Tax Benefits for Education

For use in preparing

**2012** Returns



Get forms and other information  
faster and easier by:

Internet [IRS.gov](http://IRS.gov)

## Contents

<b>Future Developments</b> .....	<b>2</b>
<b>What's New</b> .....	<b>2</b>
<b>Reminders</b> .....	<b>2</b>
<b>Introduction</b> .....	<b>3</b>
<b>Chapter 1. Scholarships, Fellowships, Grants, and Tuition Reductions</b> .....	<b>4</b>
Scholarships and Fellowships .....	<b>4</b>
Other Types of Educational Assistance .....	<b>6</b>
<b>Chapter 2. American Opportunity Credit</b> .....	<b>8</b>
Can You Claim the Credit .....	<b>9</b>
What Expenses Qualify .....	<b>9</b>
Who Is an Eligible Student .....	<b>13</b>
Who Can Claim a Dependent's Expenses .....	<b>15</b>
Figuring the Credit .....	<b>16</b>
Claiming the Credit .....	<b>17</b>
<b>Chapter 3. Lifetime Learning Credit</b> .....	<b>18</b>
Can You Claim the Credit .....	<b>18</b>
What Expenses Qualify .....	<b>19</b>
Who Is an Eligible Student .....	<b>23</b>
Who Can Claim a Dependent's Expenses .....	<b>23</b>
Figuring the Credit .....	<b>24</b>
Claiming the Credit .....	<b>25</b>
<b>Chapter 4. Student Loan Interest Deduction</b> .....	<b>25</b>
Student Loan Interest Defined .....	<b>25</b>
Can You Claim the Deduction .....	<b>28</b>
Figuring the Deduction .....	<b>29</b>
Claiming the Deduction .....	<b>30</b>
<b>Chapter 5. Student Loan Cancellations and Repayment Assistance</b> .....	<b>32</b>
Student Loan Cancellation .....	<b>32</b>
Student Loan Repayment Assistance .....	<b>33</b>
<b>Chapter 6. Tuition and Fees Deduction</b> .....	<b>33</b>
Can You Claim the Deduction .....	<b>33</b>
What Expenses Qualify .....	<b>34</b>
Who Is an Eligible Student .....	<b>36</b>
Who Can Claim a Dependent's Expenses .....	<b>36</b>
Figuring the Deduction .....	<b>37</b>
Claiming the Deduction .....	<b>38</b>
Illustrated Example .....	<b>38</b>
<b>Chapter 7. Coverdell Education Savings Account (ESA)</b> .....	<b>41</b>
What Is a Coverdell ESA .....	<b>41</b>
Contributions .....	<b>43</b>
Rollovers and Other Transfers .....	<b>45</b>
Distributions .....	<b>46</b>
<b>Chapter 8. Qualified Tuition Program (QTP)</b> .....	<b>52</b>
What Is a Qualified Tuition Program .....	<b>52</b>
How Much Can You Contribute .....	<b>52</b>

Are Distributions Taxable .....	<a href="#">53</a>
Rollovers and Other Transfers .....	<a href="#">55</a>
<b>Chapter 9. Education Exception to Additional Tax on Early IRA Distributions .....</b>	<b><a href="#">56</a></b>
Who Is Eligible .....	<a href="#">56</a>
Figuring the Amount Not Subject to the 10% Tax .....	<a href="#">56</a>
Reporting Early Distributions .....	<a href="#">57</a>
<b>Chapter 10. Education Savings Bond Program .....</b>	<b><a href="#">57</a></b>
Who Can Cash In Bonds Tax Free .....	<a href="#">57</a>
Figuring the Tax-Free Amount .....	<a href="#">59</a>
Claiming the Exclusion .....	<a href="#">59</a>
Illustrated Example .....	<a href="#">59</a>
<b>Chapter 11. Employer-Provided Educational Assistance .....</b>	<b><a href="#">61</a></b>
<b>Chapter 12. Business Deduction for Work-Related Education .....</b>	<b><a href="#">61</a></b>
Qualifying Work-Related Education .....	<a href="#">62</a>
What Expenses Can Be Deducted .....	<a href="#">64</a>
How To Treat Reimbursements .....	<a href="#">66</a>
Deducting Business Expenses .....	<a href="#">67</a>
Recordkeeping .....	<a href="#">68</a>
Illustrated Example .....	<a href="#">69</a>
<b>Chapter 13. How To Get Tax Help .....</b>	<b><a href="#">71</a></b>
<b>Appendices .....</b>	<b><a href="#">74</a></b>
<b>Glossary .....</b>	<b><a href="#">82</a></b>
<b>Index .....</b>	<b><a href="#">85</a></b>

## Future Developments

For the latest information about developments related to Publication 970, such as legislation enacted after it was published, go to [www.irs.gov/pub970](http://www.irs.gov/pub970).

## What's New

**Lifetime learning credit.** For 2012, the amount of your lifetime learning credit is gradually reduced (phased out) if your modified adjusted gross income (MAGI) is between \$52,000 and \$62,000 (\$104,000 and \$124,000 if you file a joint return). You cannot claim a credit if your MAGI is \$62,000 or more (\$124,000 or more if you file a joint return). This is an increase from the 2011 limits of \$51,000 and \$61,000 (\$102,000 and \$122,000 if filing a joint return). For more information, see [chapter 3, Lifetime Learning Credit](#).

**Student loan interest deduction.** The amount of your student loan interest deduction for 2012 is gradually reduced (phased out) if your modified adjusted gross income (MAGI) is between \$60,000 and \$75,000 (\$125,000 and \$155,000 if you file a joint return). You cannot take a deduction if your MAGI is \$75,000 or more (\$155,000 or more if you file a joint return). This is an increase from the

2011 limits of \$60,000 and \$75,000 (\$120,000 and \$155,000 if filing a joint return). See [chapter 4, Student Loan Interest Deduction](#), for more information.

**Increased income thresholds for education savings bond program.** For 2012, the amount of your interest exclusion will be gradually reduced (phased out) if your filing status is married filing jointly or qualifying widow(er) with a dependent child, and your modified adjusted gross income is between \$109,250 and \$139,250. You cannot take the deduction if your MAGI is \$139,250 or more. For 2011, the limits that applied to you were \$106,650 and \$136,650.

For all other filing statuses, your interest exclusion for 2012 is phased out if your MAGI is between \$72,850 and \$87,850. You cannot take the deduction if your MAGI is \$87,850 or more. For 2011, the limits that applied to you were \$71,100 and \$86,100. For more information, see [chapter 10, Education Savings Bond Program](#).

**Business deduction for work-related education.** For 2012, if you drive your car to and from school and qualify to deduct transportation expenses, the amount you can deduct for miles driven from January 1, 2012 through December 31, 2012 is 55.5 cents per mile. See [chapter 12, Business Deduction for Work-Related Education](#), for more information.

## Reminders

**Form 1098-T, Tuition Statement.** When figuring an education credit or the tuition and fees deduction, use only the amounts you paid and are deemed to have paid during the tax year for qualified education expenses. In most cases, the student should receive Form 1098-T from the eligible educational institution by January 31, 2013. An institution may choose to report either payments received during calendar year 2012 (box 1), or amounts billed during the calendar year 2012 (box 2), for qualified education expenses. However, the amounts in boxes 1 and 2 of Form 1098-T might be different than the amount you actually paid and are deemed to have paid. In addition, the Form 1098-T should give you other information for that institution, such as adjustments made for prior years, the amount of scholarships or grants, reimbursements, or refunds, and whether the student was enrolled at least half-time or was a graduate student. The eligible educational institution may ask for a completed Form W-9S, Request for Student's or Borrower's Taxpayer Identification Number and Certification, or similar statement to obtain the student's name, address, and taxpayer identification number.

**Hope Credit.** For 2012, the Hope credit is not available. However, you may be able to claim an American opportunity or lifetime learning credit. See [chapter 2, American Opportunity Credit](#), and [chapter 3, Lifetime Learning Credit](#), for more information.

**Estimated tax payments.** If you have taxable income from any of your education benefits and the payer does not withhold enough income tax, you may need to make estimated tax payments. For more information, see Publication 505, Tax Withholding and Estimated Tax.

**Photographs of missing children.** The Internal Revenue Service is a proud partner with the National Center for Missing and Exploited Children. Photographs of missing children selected by the Center may appear in this publication on pages that would otherwise be blank. You can

help bring these children home by looking at the photographs and calling 1-800-THE-LOST (1-800-843-5678) if you recognize a child.

## Introduction

This publication explains tax benefits that may be available to you if you are saving for or paying education costs for yourself or, in many cases, another student who is a member of your immediate family. Most benefits apply only to higher education.

**What is in this publication.** [Chapter 1, Scholarships, Fellowships, Grants, and Tuition Reductions](#), explains the tax treatment of various types of educational assistance, including scholarships, fellowships, and tuition reductions.

Two tax credits for which you may be eligible are explained in [chapter 2, American Opportunity Credit](#), and [chapter 3, Lifetime Learning Credit](#). These benefits, which reduce the amount of income tax you may have to pay, are:

- The American opportunity credit, and
- The lifetime learning credit.

Ten other types of benefits are explained in chapters 4 through 12. These benefits, which reduce the amount of income tax you may have to pay, are:

- Deduct student loan interest;
- Receive tax-free treatment of a canceled student loan;
- Receive tax-free student loan repayment assistance;
- Deduct tuition and fees for education;
- Establish and contribute to a Coverdell education savings account (ESA), which features tax-free earnings;
- Participate in a qualified tuition program (QTP), which features tax-free earnings;
- Take early distributions from any type of individual retirement arrangement (IRA) for education costs without paying the 10% additional tax on early distributions;
- Cash in savings bonds for education costs without having to pay tax on the interest;
- Receive tax-free educational benefits from your employer; and
- Take a business deduction for work-related education.

**Note.** You generally cannot claim more than one of the benefits described in the list above for the same qualifying education expense.

**Comparison table.** Some of the features of these benefits are highlighted in [Appendix B, Highlights of Education Tax Benefits for Tax Year 2012](#), later, in this publication. This general comparison table may guide you in determining which benefits you may be eligible for and which chapters you may want to read.



*When you figure your taxes, you may want to compare these tax benefits so you can choose the method(s) that gives you the lowest tax liability. If you qualify, you may find that a combination of credit(s) and deduction(s) gives you the lowest tax.*

**Analyzing your tax withholding.** After you estimate your education tax benefits for the year, you may be able to reduce the amount of your federal income tax withholding. Also, you may want to recheck your withholding during the year if your personal or financial situation changes. See Publication 919, *How Do I Adjust My Tax Withholding*, for more information.

**Glossary.** In this publication, wherever appropriate, we have tried to use the same or similar terminology when referring to the basic components of each education benefit. Some of the terms used are:

- Qualified education expenses,
- Eligible educational institution, and
- Modified adjusted gross income.

Even though the same term, such as qualified education expenses, is used to label a basic component of many of the education benefits, the same expenses are not necessarily allowed for each benefit. For example, the cost of room and board is a qualified education expense for the qualified tuition program, but not for the education savings bond program.

Many of the terms used in the publication are defined in the glossary near the end of the publication. The glossary is not intended to be a substitute for reading the chapter on a particular education benefit, but it will give you an overview of how certain terms are used in discussing the different benefits.

**Comments and suggestions.** We welcome your comments about this publication and your suggestions for future editions.

You can write to us at the following address:

Internal Revenue Service  
Individual and Speciality Forms and  
Publications Branch  
SE:W:CAR:MP:T:I  
1111 Constitution Ave. NW, IR-6526  
Washington, DC 20224

We respond to many letters by telephone. Therefore, it would be helpful if you would include your daytime phone number, including the area code, in your correspondence.

You can email us at [taxforms@irs.gov](mailto:taxforms@irs.gov). Please put "Publications Comment" on the subject line. You can also send us comments from [www.irs.gov/formspubs/](http://www.irs.gov/formspubs/). Select "Comment on Tax Forms and Publications" under "Information About."

Although we cannot respond individually to each comment received, we do appreciate your feedback and will consider your comments as we revise our tax products.

**Ordering forms and publications.** Visit [www.irs.gov/formspubs/](http://www.irs.gov/formspubs/) to download forms and publications, call 1-800-829-3676, or write to the address below and receive a response within 10 days after your request is received.

**Tax questions.** If you have a tax question, check the information available on IRS.gov or call 1-800-829-1040. Persons who are deaf, hard of hearing, or have a speech disability with TDD/TTY equipment can call 1-800-829-4059. We cannot answer tax questions sent to either of the above addresses.

## Useful Items

You may want to see:

### Publication

- ☐ **463** Travel, Entertainment, Gift, and Car Expenses
- ☐ **525** Taxable and Nontaxable Income
- ☐ **550** Investment Income and Expenses
- ☐ **590** Individual Retirement Arrangements (IRAs)

### Form (and Instructions)

- ☐ **1040** U.S. Individual Income Tax Return
- ☐ **1040A** U.S. Individual Income Tax Return
- ☐ **1040EZ** Income Tax Return for Single and Joint Filers With No Dependents
- ☐ **1040NR** U.S. Nonresident Alien Income Tax Return
- ☐ **1040NR-EZ** U.S. Income Tax Return for Certain Nonresident Aliens With No Dependents
- ☐ **2106** Employee Business Expenses
- ☐ **2106-EZ** Unreimbursed Employee Business Expenses
- ☐ **5329** Additional Taxes on Qualified Plans and Other Tax-Favored Accounts
- ☐ **8815** Exclusion of Interest From Series EE and I U.S. Savings Bonds Issued After 1989
- ☐ **8863** Education Credits
- ☐ **8917** Tuition and Fees Deduction
- ☐ **Schedule A (Form 1040)** Itemized Deductions

See [chapter 13, How To Get Tax Help](#), for information about getting these publications and forms.

# 1.

## Scholarships, Fellowships, Grants, and Tuition Reductions

### Reminder

**Individual retirement arrangements (IRAs).** You can set up and make contributions to an IRA if you receive taxable compensation. Under this rule, a taxable scholarship or fellowship is compensation only if it is shown in box 1 of your Form W-2, Wage and Tax Statement. For more information about IRAs, see Publication 590.

### Introduction

This chapter discusses the income tax treatment of various types of educational assistance you may receive if you are studying, teaching, or researching in the United States. The educational assistance can be for a primary or secondary school, a college or university, or a vocational school. Included are discussions of:

- Scholarships,
- Fellowships,
- Need-based education grants, such as a Pell Grant, and
- Qualified tuition reductions.

Many types of educational assistance are tax free if they meet the requirements discussed here.

Special rules apply to U.S. citizens and resident aliens who have received scholarships or fellowships for studying, teaching, or researching abroad. For information about these rules, see Publication 54, Tax Guide for U.S. Citizens and Resident Aliens Abroad.

## Scholarships and Fellowships

A scholarship is generally an amount paid or allowed to, or for the benefit of, a student (whether an undergraduate or a graduate) at an educational institution to aid in the pursuit of his or her studies.

A fellowship is generally an amount paid for the benefit of an individual to aid in the pursuit of study or research.

**Amount of scholarship or fellowship.** The amount of a scholarship or fellowship includes the following:

- The value of contributed services and accommodations. This includes such services and accommodations as room (lodging), board (meals), laundry service, and similar services or accommodations that are received by an individual as a part of a scholarship or fellowship.

- The amount of tuition, matriculation, and other fees that are paid or remitted to the student to aid the student in pursuing study or research.
- Any amount received in the nature of a family allowance as a part of a scholarship or fellowship.

## Tax-Free Scholarships and Fellowships

A scholarship or fellowship is tax free (excludable from gross income) **only if** you are a candidate for a degree at an eligible educational institution.

A scholarship or fellowship is tax free **only to the extent:**

- It does not exceed your expenses;
- It is not designated or earmarked for other purposes (such as room and board), and does not require (by its terms) that it cannot be used for qualified education expenses; and
- It does not represent payment for teaching, research, or other services required as a condition for receiving the scholarship. (But for exceptions, see *Payment for services*,

later.

Use *Worksheet 1-1* to figure the amount of a scholarship or fellowship you can exclude from gross income.

**Candidate for a degree.** You are a candidate for a degree if you:

1. Attend a primary or secondary school or are pursuing a degree at a college or university, or
2. Attend an educational institution that:
  - a. Provides a program that is acceptable for full credit toward a bachelor's or higher degree, or offers a program of training to prepare students for gainful employment in a recognized occupation; and
  - b. Is authorized under federal or state law to provide such a program and is accredited by a nationally recognized accreditation agency.

**Eligible educational institution.** An eligible educational institution is one whose primary function is the presentation of formal instruction and that normally maintains a regular faculty and curriculum and normally has a regularly enrolled body of students in attendance at the place where it carries on its educational activities.

**Qualified education expenses.** For purposes of tax-free scholarships and fellowships, these are expenses for:

- Tuition and fees required to enroll at or attend an eligible educational institution, and
- Course-related expenses, such as fees, books, supplies, and equipment that are required for the courses at the eligible educational institution. These items must be required of all students in your course of instruction.

**Expenses that do not qualify.** Qualified education expenses do not include the cost of:

- Room and board,
- Travel,
- Research,
- Clerical help, or
- Equipment and other expenses that are not required for enrollment in or attendance at an eligible educational institution.

**Payment for services.** Generally, you cannot exclude from your gross income the part of any scholarship or fellowship that represents payment for teaching, research, or other services required as a condition for receiving the scholarship. This applies even if all candidates for a degree must perform the services to receive the degree. (See below for exceptions.)

**Exceptions.** You do not have to treat as payment for services the part of any scholarship or fellowship that represents payment for teaching, research, or other services if you receive the amount under:

- The National Health Service Corps Scholarship Program, or
- The Armed Forces Health Professions Scholarship and Financial Assistance Program.

**Example 1.** You received a scholarship of \$2,500. The scholarship was not received under either of the exceptions mentioned above. As a condition for receiving the scholarship, you must serve as a part-time teaching assistant. Of the \$2,500 scholarship, \$1,000 represents payment for teaching. The provider of your scholarship gives you a Form W-2 showing \$1,000 as income. Your qualified education expenses were at least \$1,500. Assuming that all other conditions are met, \$1,500 of your scholarship is tax free. The \$1,000 you received for teaching is taxable.

**Example 2.** You are a candidate for a degree at a medical school. You receive a scholarship (not under either of the exceptions mentioned above) for your medical education and training. The terms of your scholarship require you to perform future services. A substantial penalty applies if you do not comply. The entire amount of your grant is taxable as payment for services in the year it is received.

## Athletic Scholarships

An athletic scholarship is tax free only if and to the extent it meets the requirements discussed later.

**Worksheet 1-1.** You can use [Worksheet 1-1, Taxable Scholarship and Fellowship Income](#), later, to figure the tax-free and taxable parts of your athletic scholarship.

## Taxable Scholarships and Fellowships

If and to the extent your scholarship or fellowship does not meet the requirements described earlier, it is taxable and

must be included in gross income. You can use *Worksheet 1-1, Taxable Scholarship and Fellowship Income*, later, to figure the tax-free and taxable parts of your scholarship or fellowship.

## Reporting Scholarships and Fellowships

Whether you must report your scholarship or fellowship depends on whether you must file a return and whether any part of your scholarship or fellowship is taxable.

If your only income is a completely tax-free scholarship or fellowship, you do not have to file a tax return and no reporting is necessary. If all or part of your scholarship or fellowship is taxable and you are required to file a tax return, report the taxable amount as explained below. You must report the taxable amount whether or not you received a Form W-2. If you receive an incorrect Form W-2, ask the payer for a corrected one.

For information on whether you must file a return, see Publication 501, Exemptions, Standard Deduction, and Filing Information, or your income tax form instructions.

### How To Report

How you report any taxable scholarship or fellowship income depends on which return you file.

**Form 1040EZ.** If you file Form 1040EZ, include the taxable amount in the total on line 1. If the taxable amount was not reported on Form W-2, also enter “SCH” and the taxable amount in the space to the left of line 1.

**Form 1040A.** If you file Form 1040A, include the taxable amount in the total on line 7. If the taxable amount was not

reported on Form W-2, also enter “SCH” and the taxable amount in the space to the left of line 7.

**Form 1040.** If you file Form 1040, include the taxable amount in the total on line 7. If the taxable amount was not reported on Form W-2, also enter “SCH” and the taxable amount on the dotted line next to line 7.

**Schedule SE (Form 1040).** To determine your net earnings from self-employment, include amounts you receive under a scholarship as pay for your services that are reported to you on Form 1099-MISC, Miscellaneous Income. If your net earnings are \$400 or more, you must pay self-employment tax. Use Schedule SE, Self-Employment Tax, to figure this tax.

**Form 1040NR.** If you file Form 1040NR, report the taxable amount on line 12. Generally, you must report the amount shown in box 2 of Form(s) 1042-S, Foreign Person's U.S. Source Income Subject to Withholding. See the Instructions for Form 1040NR for more information.

**Form 1040NR-EZ.** If you file Form 1040NR-EZ, report the taxable amount on line 5. Generally, you must report the amount shown in box 2 of Form(s) 1042-S. See the Instructions for Form 1040NR-EZ for more information.

## Other Types of Educational Assistance

The following discussions deal with other common types of educational assistance.

### Worksheet 1-1. Taxable Scholarship and Fellowship Income

Keep for Your Records 

1. Enter the total amount of any scholarship or fellowship for 2012. See <i>Amount of Scholarship or Fellowship</i> , earlier. <ul style="list-style-type: none"><li>If you are a degree candidate at an eligible educational institution, go to line 2.</li><li>If you are <b>not</b> a degree candidate at an eligible educational institution, <b>stop here</b>. The entire amount is <b>taxable</b>. For information on how to report this amount on your tax return, see <i>Reporting Scholarships and Fellowships</i>, later, in this chapter.</li></ul>	1. _____
2. Enter the amount from line 1 that was for teaching, research, or any other services required as a condition for receiving the scholarship. (Do not include amounts received for these items under the National Health Service Corps Scholarship Program or the Armed Forces Health Professions Scholarship and Financial Assistance Program.)	2. _____
3. Subtract line 2 from line 1	3. _____
4. Enter the amount from line 3 that your scholarship or fellowship <b>required</b> you to use for other than qualified education expenses	4. _____
5. Subtract line 4 from line 3	5. _____
6. Enter the amount of your qualified education expenses	6. _____
7. Enter the smaller of line 5 or line 6. This amount is the most you can exclude from your gross income (the tax-free part of the scholarship or fellowship)	7. _____
8. Subtract line 7 from line 5	8. _____
9. <b>Taxable part.</b> Add lines 2, 4, and 8. See <i>Reporting Scholarships and Fellowships</i> , later, for how to report this amount on your tax return	9. _____

## Fulbright Grants

A Fulbright grant is generally treated as a scholarship or fellowship in figuring how much of the grant is tax free.

## Pell Grants and Other Title IV Need-Based Education Grants

These need-based grants are treated as scholarships for purposes of determining their tax treatment. They are tax free to the extent used for qualified education expenses during the period for which a grant is awarded.

## Payment to Service Academy Cadets

An appointment to a United States military academy is not a scholarship or fellowship. Payment you receive as a cadet or midshipman at an armed services academy is pay for personal services and will be reported to you in box 1 of Form W-2. Include this pay in your income in the year you receive it unless one of the exceptions, discussed earlier under [Payment for services](#), applies.

## Veterans' Benefits

Payments you receive for education, training, or subsistence under any law administered by the Department of Veterans Affairs (VA) are tax free. Do not include these payments as income on your federal tax return.

If you qualify for one or more of the education benefits discussed in chapters 2 through 12, you may have to reduce the amount of education expenses qualifying for a specific benefit by part or all of your VA payments. This applies only to the part of your VA payments that is required to be used for education expenses.

You may want to visit the Veteran's Administration website at [www.gibill.va.gov](http://www.gibill.va.gov) for specific information about the various VA benefits for education.

**Example.** You have returned to college and are receiving two education benefits under the latest GI Bill: (1) a \$1,534 monthly basic housing allowance (BHA) that is directly deposited to your checking account, and (2) \$3,840 paid directly to your college for tuition. Neither of these benefits is taxable and you do not report them on your tax return. You also want to claim an American opportunity credit on your return. You paid \$5,000 in qualified education expenses (see [chapter 2, American Opportunity Credit](#), later). To figure the amount of credit, you must first subtract the \$3,840 from your qualified education expenses because this payment under the GI Bill was required to be used for education expenses. You do **not** subtract any amount of the BHA because it was paid to you and its use was not restricted.

## Qualified Tuition Reduction

If you are allowed to study tuition free or for a reduced rate of tuition, you may not have to pay tax on this benefit. This is called a "tuition reduction." You do not have to include a qualified tuition reduction in your income.

A tuition reduction is qualified only if you receive it from, and use it at, an eligible educational institution. You do not have to use the tuition reduction at the eligible educational institution from which you received it. In other words, if you

work for an eligible educational institution and the institution arranges for you to take courses at another eligible educational institution without paying any tuition, you may not have to include the value of the free courses in your income.

The rules for determining if a tuition reduction is qualified, and therefore tax free, are different if the education provided is below the graduate level or is graduate education.

You must include in your income any tuition reduction you receive that is payment for your services.

**Eligible educational institution.** An eligible educational institution is one that maintains a regular faculty and curriculum and normally has a regularly enrolled body of students in attendance at the place where it carries on its educational activities.

**Officers, owners, and highly compensated employees.** Qualified tuition reductions apply to officers, owners, or highly compensated employees only if benefits are available to employees on a nondiscriminatory basis. This means that the tuition reduction benefits must be available on substantially the same basis to each member of a group of employees. The group must be defined under a reasonable classification set up by the employer. The classification must not discriminate in favor of owners, officers, or highly compensated employees.

**Payment for services.** Generally, you must include in income the part of any qualified tuition reduction that represents payment for teaching, research, or other services by the student required as a condition of receiving the qualified tuition reduction. This applies even if all candidates for a degree must perform the services to receive the degree. (See below for exceptions.)

**Exceptions.** You do not have to include in income the part of any scholarship or fellowship that represents payment for teaching, research, or other services if you receive the amount under:

- The National Health Service Corps Scholarship Program, or
- The Armed Forces Health Professions Scholarship and Financial Assistance Program.

## Education Below the Graduate Level

If you receive a tuition reduction for education below the graduate level (including primary, secondary, or high school), it is a qualified tuition reduction, and therefore tax free, only if your relationship to the educational institution providing the benefit is described below.

1. You are an employee of the eligible educational institution.
2. You were an employee of the eligible educational institution, but you retired or left on disability.
3. You are a widow or widower of an individual who died while an employee of the eligible educational institution or who retired or left on disability.
4. You are the dependent child or spouse of an individual described in (1) through (3), above.

**Child of deceased parents.** For purposes of the qualified tuition reduction, a child is a dependent child if the child is under age 25 and both parents have died.

**Child of divorced parents.** For purposes of the qualified tuition reduction, a dependent child of divorced parents is treated as the dependent of both parents.

## Graduate Education

A tuition reduction you receive for graduate education is qualified, and therefore tax free, if both of the following requirements are met.

- It is provided by an eligible educational institution.
- You are a graduate student who performs teaching or research activities for the educational institution.

You must include in income any other tuition reductions for graduate education that you receive.

## How To Report

Any tuition reduction that is taxable should be included as wages in box 1 of your Form W-2. Report the amount from Form W-2, box 1, on line 7 (Form 1040 or Form 1040A) or line 1 (Form 1040EZ).

---

## 2.

---

# American Opportunity Credit

---

## Introduction

For 2012, there are two tax credits available to help you offset the costs of higher education by reducing the amount of your income tax. They are the American opportunity credit (this chapter) and the lifetime learning credit ([chapter 3](#)).

This chapter explains:

- Who can claim the American opportunity credit,
- What expenses qualify for the credit,
- Who is an eligible student,
- Who can claim a dependent's expenses,
- How to figure the credit,
- How to claim the credit, and
- When the credit must be repaid.

**What is the tax benefit of the American opportunity credit.** For the tax year, you may be able to claim an American opportunity credit of up to \$2,500 for qualified education expenses paid for each eligible student.

A tax credit reduces the amount of income tax you may have to pay. Unlike a deduction, which reduces the amount of income subject to tax, a credit directly reduces the tax itself. Forty percent of the American opportunity credit may be refundable. This means that if the refundable portion of your credit is more than your tax, the excess will be refunded to you.

Your allowable American opportunity credit may be limited by the amount of your income. Also, the nonrefundable part of the credit may be limited by the amount of your tax.

**Overview of the American opportunity credit.** See [Table 2-1, Overview of the American Opportunity Credit](#), for the basics of this credit. The details are discussed in this chapter.

**Can you claim more than one education credit this year.** For each student, you can elect for any year only one of the credits. For example, if you elect to take the American opportunity credit for a child on your 2012 tax return, you cannot use that same child's qualified education expenses to figure the lifetime learning credit for 2012.

If you pay qualified education expenses for more than one student in the same year, you can choose to take the American opportunity credit on a per-student, per-year basis. If you pay qualified education expenses for a student (or students) for whom you do not claim the American opportunity credit, you can use the adjusted qualified education expenses of that student (or those students) in figuring your lifetime learning credit. This means that, for example, you can claim the American opportunity credit for one student and the lifetime learning credit for another student in the same year.

**Differences between the American opportunity and lifetime learning credits.** There are several differences between these two credits. For example, you can claim the American opportunity credit based on the same student's expenses for no more than 4 tax years, which includes any tax years you claimed the Hope credit for that student. However, there is no limit on the number of years for which you can claim a lifetime learning credit based on the same student's expenses. The differences between these credits are shown in [Appendix B, Highlights of Education Tax Benefits for Tax Year 2012](#) near the end of this publication.



*If you claim the American opportunity credit for any student, you can choose between using that student's adjusted qualified education expenses for the American opportunity credit or the lifetime learning credit. If you have the choice, the American opportunity credit will always be greater than the lifetime learning credit.*

**Table 2-1. Overview of the American Opportunity Credit**

<b>Maximum credit</b>	Up to \$2,500 credit per <b>eligible student</b>
<b>Limit on modified adjusted gross income (MAGI)</b>	\$180,000 if married filing jointly; \$90,000 if single, head of household, or qualifying widow(er)
<b>Refundable or nonrefundable</b>	40% of credit may be refundable; the rest is nonrefundable
<b>Number of years of postsecondary education</b>	Available <b>ONLY</b> if the student had not completed the first 4 years of postsecondary education before 2012
<b>Number of tax years credit available</b>	Available <b>ONLY</b> for 4 tax years per eligible student (including any year(s) Hope credit was claimed)
<b>Type of program required</b>	Student must be pursuing a program leading to a degree or other recognized education credential
<b>Number of courses</b>	Student must be enrolled at least half time for at least one academic period that begins during the tax year
<b>Felony drug conviction</b>	As of the end of 2012, the student had not been convicted of a felony for possessing or distributing a controlled substance
<b>Qualified expenses</b>	Tuition, required enrollment fees, and course materials that the student needs for a course of study whether or not the materials are bought at the educational institution as a condition of enrollment or attendance
<b>Payments for academic periods</b>	Payments made in 2012 for academic periods beginning in 2012 or beginning in the first 3 months of 2013

## Can You Claim the Credit

The following rules will help you determine if you are eligible to claim the American opportunity credit on your tax return.

### Who Can Claim the Credit

Generally, you can claim the American opportunity credit if all three of the following requirements are met.

- You pay qualified education expenses of higher education.
- You pay the education expenses for an eligible student.
- The eligible student is either yourself, your spouse, or a dependent for whom you claim an exemption on your tax return.

**Note.** Qualified education expenses paid by a dependent for whom you claim an exemption, or by a third party for that dependent, are considered paid by you.

“Qualified education expenses” are defined later under [Qualified Education Expenses](#). “Eligible students” are defined later under [Who Is an Eligible Student](#). A dependent for whom you claim an exemption is defined later under [Who Can Claim a Dependent's Expenses](#).

You may find [Figure 2-1, Can You Claim the American Opportunity Credit for 2012](#), later, helpful in determining if you can claim an American opportunity credit on your tax return.

### Who Cannot Claim the Credit

You cannot claim the American opportunity credit for 2012 if any of the following apply.

- Your filing status is married filing separately.
- You are listed as a dependent on another person's tax return (such as your parents'). See [Who Can Claim a Dependent's Expenses](#), later.
- Your modified adjusted gross income (MAGI) is \$90,000 or more (\$180,000 or more in the case of a joint return). MAGI is explained later under [Effect of the Amount of Your Income on the Amount of Your Credit](#).
- You (or your spouse) were a nonresident alien for any part of 2012 and the nonresident alien did not elect to be treated as a resident alien for tax purposes. More information on nonresident aliens can be found in Publication 519, U.S. Tax Guide for Aliens.

## What Expenses Qualify

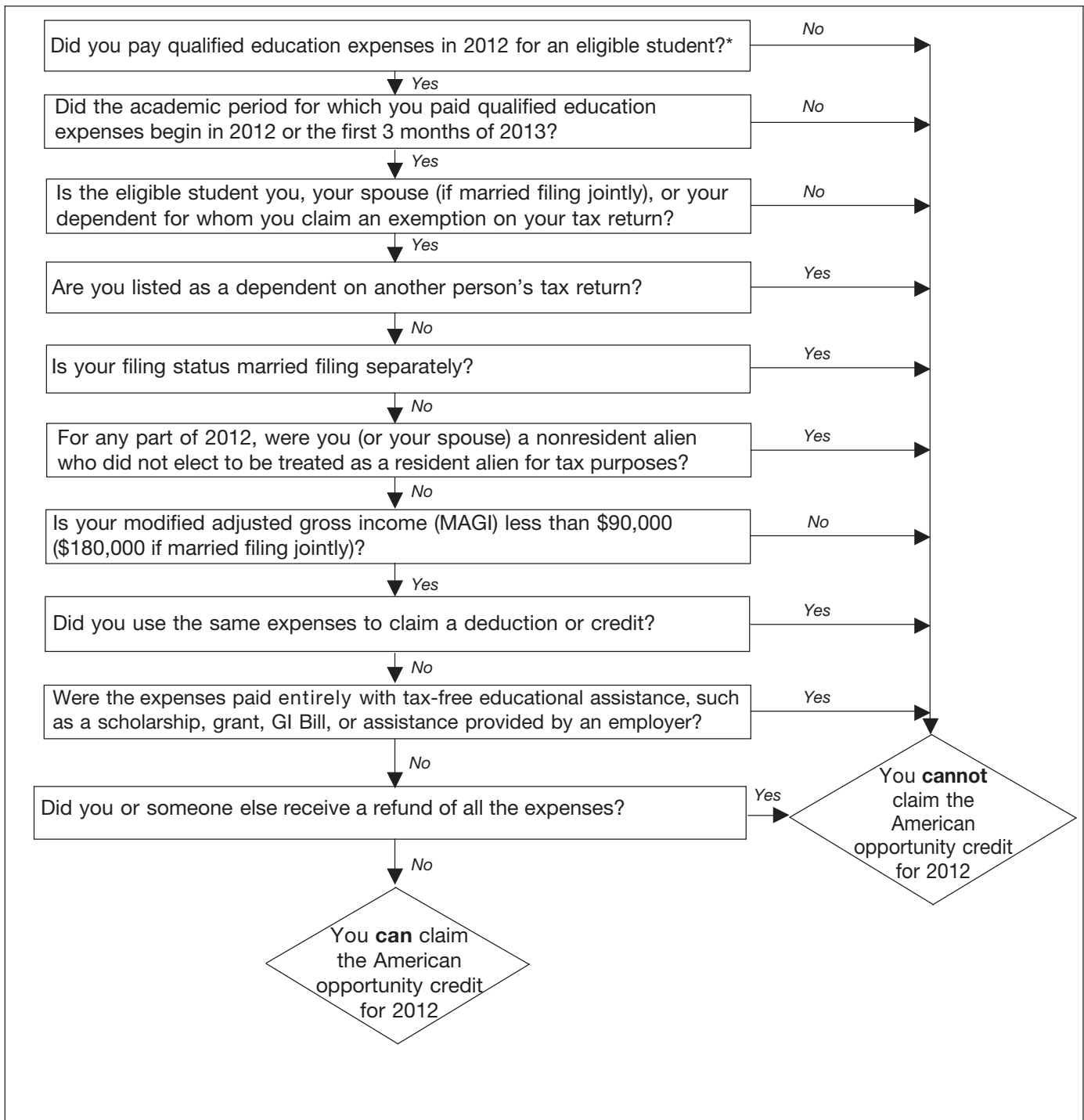
The American opportunity credit is based on adjusted qualified education expenses you pay for yourself, your spouse, or a dependent for whom you claim an exemption on your tax return. Generally, the credit is allowed for adjusted qualified education expenses paid in 2012 for an academic period beginning in 2012 or beginning in the first three months of 2013.

For example, if you paid \$1,500 in December 2012 for qualified tuition for the spring 2013 semester beginning January 2013, you can use that \$1,500 in figuring your 2012 credit.

**Academic period.** An academic period includes a semester, trimester, quarter, or other period of study (such as a summer school session) as reasonably determined by an educational institution. In the case of an educational institution that uses credit hours or clock hours and does not have academic terms, each payment period can be treated as an academic period.

**Paid with borrowed funds.** You can claim an American opportunity credit for qualified education expenses paid with the proceeds of a loan. Use the expenses to figure the American opportunity credit for the year in which the expenses are paid, not the year in which the loan is repaid. Treat loan payments sent directly to the educational

Figure 2-1. **Can You Claim the American Opportunity Credit for 2012?**



\*Qualified education expenses paid by a dependent for whom you claim an exemption, or by a third party for that dependent, are considered paid by you.

institution as paid on the date the institution credits the student's account.

**Student withdraws from class(es).** You can claim an American opportunity credit for qualified education expenses not refunded when a student withdraws.

## Qualified Education Expenses

For purposes of the American opportunity credit, qualified education expenses are tuition and certain related expenses required for enrollment or attendance at an eligible educational institution.

**Eligible educational institution.** An eligible educational institution is any college, university, vocational school, or other postsecondary educational institution eligible to participate in a student aid program administered by the U.S. Department of Education. It includes virtually all accredited public, nonprofit, and proprietary (privately owned profit-making) postsecondary institutions. The educational institution should be able to tell you if it is an eligible educational institution.

Certain educational institutions located outside the United States also participate in the U.S. Department of Education's Federal Student Aid (FSA) programs.

**Related expenses.** Student-activity fees are included in qualified education expenses only if the fees must be paid to the institution as a condition of enrollment or attendance.

However, expenses for books, supplies, and equipment needed for a course of study are included in qualified education expenses whether or not the materials are purchased from the educational institution.

**Prepaid expenses.** Qualified education expenses paid in 2012 for an academic period that begins in the first three months of 2013 can be used in figuring and education credit for 2012 only. See *Academic period*, earlier. For example, if you pay \$2,000 in December 2012, for qualified tuition for the 2013 winter quarter that begins in January 2012, you can use that \$2,000 in figuring an education credit for 2012 only (if you meet all the other requirements).



*You cannot use any amount you paid in 2011 or 2013 to figure the qualified education expenses you use to figure your 2012 education credit(s).*

In the following examples, assume that each student is an eligible student at an eligible educational institution.

**Example 1.** Jefferson is a sophomore in University V's degree program in dentistry. This year, in addition to tuition, he is required to pay a fee to the university for the rental of the dental equipment he will use in this program. Because the equipment rental is needed for his course of study, Jefferson's equipment rental fee is a qualified expense.

**Example 2.** Grace and William, both first-year students at College W, are required to have certain books and other reading materials to use in their mandatory first-year classes. The college has no policy about how students should obtain these materials, but any student who purchases them from College W's bookstore will receive a bill directly from the college. William bought his books from a friend; Grace bought hers at College W's

bookstore. Both are qualified education expenses for the American opportunity credit.

**Example 3.** When Kelly enrolled at College X for her freshman year, she had to pay a separate student activity fee in addition to her tuition. This activity fee is required of all students, and is used solely to fund on-campus organizations and activities run by students, such as the student newspaper and the student government. No portion of the fee covers personal expenses. Although labeled as a student activity fee, the fee is required for Kelly's enrollment and attendance at College X and is a qualified expense.

## No Double Benefit Allowed

You cannot do any of the following.

- Deduct higher education expenses on your income tax return (as, for example, a business expense) and also claim an American opportunity credit based on those same expenses.
- Claim an American opportunity credit in the same year that you are claiming a tuition and fees deduction for the same student.
- Claim an American opportunity credit for any student and use any of that student's expenses in figuring your lifetime learning credit.
- Figure the tax-free portion of a distribution from a Coverdell education savings account (ESA) or qualified tuition program (QTP) using the same expenses you used to figure the American opportunity credit. See [Coordination With American Opportunity and Lifetime Learning Credits](#) in chapter 7, *Coverdell Education Savings Account*, and [Coordination With American Opportunity and Lifetime Learning Credits](#) in chapter 8, *Qualified Tuition Program*.
- Claim a credit based on qualified education expenses paid with tax-free educational assistance, such as a scholarship, grant, or assistance provided by an employer. See *Adjustments to Qualified Education Expenses*, next.

## Adjustments to Qualified Education Expenses

For each student, reduce the qualified education expenses paid by or on behalf of that student under the following rules. The result is the amount of adjusted qualified education expenses for each student.

**Tax-free educational assistance.** For tax-free educational assistance received in 2012, reduce the qualified educational expenses for each academic period by the amount of tax-free educational assistance allocable to that academic period. See *Academic period*, earlier.

Some tax-free educational assistance received after 2012 may be treated as a refund of qualified education expenses paid in 2012. This tax-free educational assistance is any tax-free educational assistance received by you or anyone else after 2012 for qualified education expenses paid on behalf of a student in 2012 (or attributable to enrollment at an eligible educational institution during 2012).

If this tax-free educational assistance is received after 2012 but before you file your 2012 income tax return, see *Refunds received after 2012 but before your income tax return is filed*, later. If this tax-free educational assistance

is received after 2012 and after you file your 2012 income tax return, see *Refunds received after 2012 and after your income tax return is filed*, later.

Tax-free educational assistance includes:

- The tax-free parts of scholarships and fellowships (see [Tax-Free Scholarships and Fellowships](#) in chapter 1, *Scholarships, Fellowships, Grants, and Tuition Reductions*),
- Pell grants (see [Pell Grants and Other Title IV Need-Based Education Grants](#) in chapter 1, *Scholarships, Fellowships, Grants, and Tuition Reductions*).
- Employer-provided educational assistance (see [chapter 11, Employer-Provided Educational Assistance](#)),
- Veterans' educational assistance (see [Veterans' Benefits](#) in chapter 1, *Scholarships, Fellowships, Grants, and Tuition Reductions*), and
- Any other nontaxable (tax-free) payments (other than gifts or inheritances) received as educational assistance.

Generally, any scholarship or fellowship is treated as tax free. However, a scholarship or fellowship is not treated as tax free to the extent the student includes it in gross income (if the student is required to file a tax return for the year the scholarship or fellowship is received) and either of the following is true.

- The scholarship or fellowship (or any part of it) **must** be applied (by its terms) to expenses (such as room and board) other than qualified education expenses as defined in *Qualified education expenses* in chapter 1, *Scholarships, Fellowships, Grants, and Tuition Reductions*.
- The scholarship or fellowship (or any part of it) **may** be applied (by its terms) to expenses (such as room and board) other than qualified education expenses as defined in *Qualified education expenses* in chapter 1, *Scholarships, Fellowships, Grants, and Tuition Reductions*.

**TIP** You may be able to increase the combined value of an education credit and certain educational assistance if the student includes some or all of the educational assistance in income in the year it is received. For examples, see *Coordination with Pell grants and other scholarships, later*.

**Refunds.** A refund of qualified education expenses may reduce adjusted qualified education expenses for the tax year or require repayment (recapture) of a credit claimed in an earlier year. Some tax-free educational assistance received after 2012 may be treated as a refund. See *Tax-free educational assistance*, earlier.

**Refunds received in 2012.** For each student, figure the adjusted qualified education expenses for 2012 by adding all the qualified education expenses for 2012 and subtracting any refunds of those expenses received from the eligible educational institution during 2012.

**Refunds received after 2012 but before your income tax return is filed.** If anyone receives a refund after 2012 of qualified education expenses paid on behalf of a student in 2012 and the refund is paid before you file an income tax return for 2012, the amount of qualified education expenses for 2012 is reduced by the amount of the refund.

**Refunds received after 2012 and after your income tax return is filed.** If anyone receives a refund after 2012 of qualified education expenses paid on behalf of a student in 2012 and the refund is paid after you file an income tax return for 2012, you may need to repay some or all of the credit. See *Credit recapture*, next.

**Credit recapture.** If any tax-free educational assistance for the qualified education expenses paid in 2012, or any refund of your qualified education expenses paid in 2012, is received after you file your 2012 income tax return, you must recapture (repay) any excess credit. You do this by refiguring the amount of your adjusted qualified education expenses for 2012 by reducing the expenses by the amount of the refund or tax-free educational assistance. You then refigure your education credit(s) for 2012 and figure the amount by which your 2012 tax liability would have increased if you claimed the refigured credit(s). Include that amount as an additional tax for the year the refund or tax-free assistance was received.

**Example.** You paid \$7,000 tuition and fees in August 2012, and your child began college in September 2012. You filed your 2012 tax return on February 15, 2013, and claimed an American opportunity credit of \$2,500. After you filed your return, you received a refund of \$4,000. You must refigure your 2012 American opportunity credit using \$3,000 of qualified education expenses instead of \$7,000. The refigured credit is \$2,250. The increase to your tax liability is also \$250. Include the difference of \$250 as additional tax on your 2013 tax return. See the instructions for your 2013 income tax return to determine where to include this tax.

**TIP** If you pay qualified education expenses in 2013 for an academic period that begins in the first 3 months of 2013 and you receive tax-free educational assistance, or a refund, as described above, you may choose to reduce your qualified education expenses for 2013 instead of reducing your expenses for 2012.

**Amounts that do not reduce qualified education expenses.** Do not reduce qualified education expenses by amounts paid with funds the student receives as:

- Payment for services, such as wages,
- A loan,
- A gift,
- An inheritance, or
- A withdrawal from the student's personal savings.

Do not reduce the qualified education expenses by any scholarship or fellowship reported as income on the student's tax return in the following situations.

- The use of the money is restricted, by the terms of the scholarship or fellowship, to costs of attendance (such as room and board) other than qualified education expenses as defined in [Qualified education expenses](#) in chapter 1, *Scholarships, Fellowships, Grants, and Tuition Reductions*.
- The use of the money is not restricted.

**Example 1.** Joan paid \$3,000 for tuition and \$5,000 for room and board at University X. The university did not require her to pay any fees in addition to her tuition in

order to enroll in or attend classes. To help pay these costs, she was awarded a \$2,000 scholarship and a \$4,000 student loan. The terms of the scholarship state that it can be used to pay any of Joan's college expenses.

University X applies the \$2,000 scholarship against Joan's \$8,000 total bill, and Joan pays the \$6,000 balance of her bill from University X with a combination of her student loan and her savings. Joan does not report any portion of the scholarship as income on her tax return.

In figuring the amount of either education credit (American opportunity or lifetime learning), Joan must reduce her qualified education expenses by the amount of the scholarship (\$2,000) because she excluded the entire scholarship from her income. The student loan is not tax-free educational assistance, so she does not need to reduce her qualified expenses by any part of the loan proceeds. Joan is treated as having paid \$1,000 in qualified education expenses (\$3,000 tuition – \$2,000 scholarship).

**Example 2.** The facts are the same as in *Example 1*, except that Joan reports her entire scholarship as income on her tax return. Because Joan reported the entire \$2,000 scholarship in her income, she does not need to reduce her qualified education expenses. Joan is treated as having paid \$3,000 in qualified education expenses.

**Coordination with Pell grants and other scholarships.** In some cases, you may be able to reduce your tax liability by including scholarships in income. If you are claiming an education credit for a claimed dependent who received a scholarship, you may be able to reduce your tax liability if the student includes the scholarship in income. The scholarship must be one that may (by its terms) be applied to expenses (such as room and board) other than qualified education expenses.

**Example 1—No scholarship.** Bill Pass, age 28 and unmarried, enrolled full-time in 2012 as a first-year student at a local college to earn a degree in law enforcement. This was his first year of postsecondary education. During 2012, he paid \$5,600 for his qualified education expenses and \$4,400 for his room and board for the fall 2012 semester. He and the college meet all the requirements for the American opportunity credit. Bill's AGI and his MAGI, for purposes of figuring his credit, are \$30,000. Bill takes the standard deduction of \$5,950 and personal exemption of \$3,800, reducing his AGI to taxable income of \$20,250. His income tax liability, before credits, is \$2,599 and Bill claims no credits other than the American opportunity credit. He figures his American opportunity credit based on qualified education expenses of \$4,000, which results in a credit of \$2,500 and tax after credits of \$99.

**Example 2—Scholarship excluded from income.** The facts are the same as in *Example 1—No scholarship*, except that Bill was awarded a \$5,600 scholarship. Under the terms of his scholarship, it may be used to pay any educational expenses, including room and board. If Bill excludes the scholarship from income, he will be deemed (for purposes of computing his education credit) to have used the scholarship to pay for tuition, required fees, and course materials. His adjusted qualified education expenses will be zero and he will not have an education credit. Therefore, Bill's tax after credits would be \$2,599.

**Example 3—Scholarship partially included in income.** The facts are the same as in *Example 2—Scholarship excluded from income*. If, unlike *Example 2*, Bill includes \$4,000 of the scholarship in income, he will be

deemed to have used that amount to pay for room and board. The remaining \$1,600 of the \$5,600 scholarship will reduce his qualified education expenses and his adjusted qualified education expenses will be \$4,000. Bill's AGI will increase to \$34,000, his taxable income will increase to \$24,250, and his tax before credits will increase to \$3,199. Based on his adjusted qualified education expenses of \$4,000, Bill would be able to claim an American opportunity tax credit of \$2,500 and his tax after credits would be \$699.

## Expenses That Do Not Qualify

Qualified education expenses do not include amounts paid for:

- Insurance,
- Medical expenses (including student health fees),
- Room and board,
- Transportation, or
- Similar personal, living, or family expenses.

This is true even if the amount must be paid to the institution as a condition of enrollment or attendance.

### Sports, games, hobbies, and noncredit courses.

Qualified education expenses generally do not include expenses that relate to any course of instruction or other education that involves sports, games or hobbies, or any noncredit course. However, if the course of instruction or other education is part of the student's degree program, these expenses can qualify.

**Comprehensive or bundled fees.** Some eligible educational institutions combine all of their fees for an academic period into one amount. If you do not receive or do not have access to an allocation showing how much you paid for qualified education expenses and how much you paid for personal expenses, such as those listed above, contact the institution. The institution is required to make this allocation and provide you with the amount you paid (or were billed) for qualified education expenses on Form 1098-T, Tuition Statement. See [Figuring the Credit](#), later, for more information about Form 1098-T.

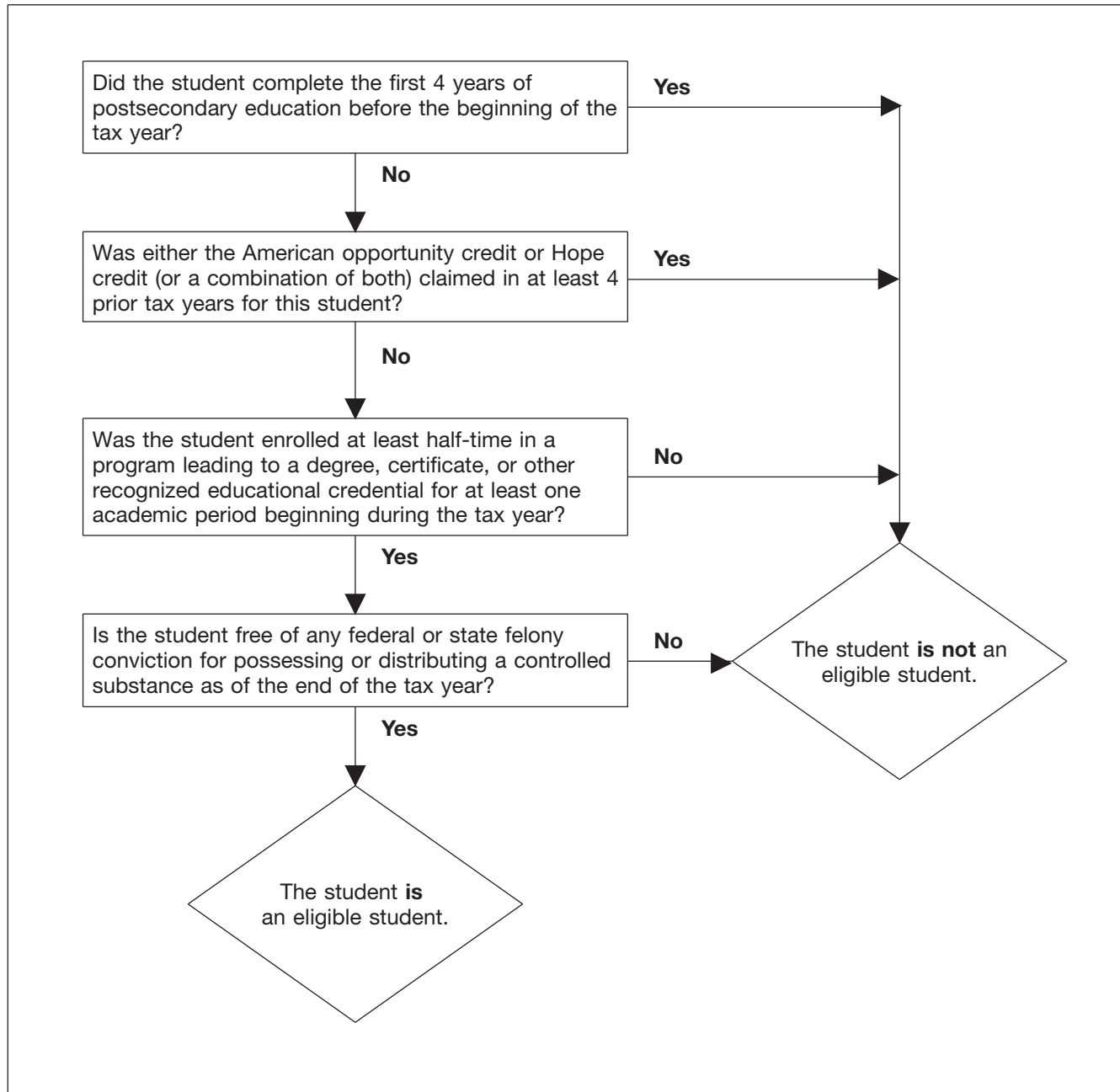
## Who Is an Eligible Student

To claim the American opportunity credit, the student for whom you pay qualified education expenses must be an eligible student. This is a student who meets all of the following requirements.

- The student did not have expenses that were used to figure an American opportunity credit in any 4 earlier tax years. This includes any tax year(s) in which you claimed the Hope credit for the same student.
- The student had not completed the first 4 years of postsecondary education (generally, the freshman, sophomore, junior, and senior years of college) before 2012.
- For at least one academic period beginning in 2012, the student was enrolled at least half-time in a program leading to a degree, certificate, or other recognized educational credential.

## Figure 2-2. Who Is an Eligible Student for the American Opportunity Credit?

*This chart is provided to help you quickly decide whether a student is eligible for the American opportunity credit. See the text for more details.*



- The student has not been convicted of any federal or state felony for possessing or distributing a controlled substance as of the end of 2012.

These requirements are also shown in [Figure 2-2, Who is an Eligible Student for the American Opportunity Credit](#), later.

**Completion of first 4 years.** A student has completed the first 4 years of postsecondary education if the institution at which the student is enrolled awards the student 4 years of academic credit at that institution for coursework completed by the student before 2012. This student generally would not be an eligible student for purposes of the American opportunity credit.

**Exception.** Any academic credit awarded solely on the basis of the student's performance on proficiency examinations is disregarded in determining whether the student has completed 4 years of postsecondary education.

**Enrolled at least half-time.** A student was enrolled at least half-time if the student was taking at least half the normal full-time work load for his or her course of study.

The standard for what is half of the normal full-time work load is determined by each eligible educational institution. However, the standard may not be lower than any of those established by the U.S. Department of Education under the Higher Education Act of 1965.

**Example 1.** Mack graduated from high school in June 2011. In September, he enrolled in an undergraduate degree program at College U, and attended full-time for both the 2011 fall and 2012 spring semesters. For the 2012 fall semester, Mack was enrolled less than half-time. Because Mack was enrolled in an undergraduate degree program on at least a half-time basis for at least one academic period that began during 2011 and at least one academic period that began during 2012, he is an eligible student for tax years 2011 and 2012 (including the 2012 fall semester when he enrolled at College U on less than a half-time basis).

**Example 2.** After taking classes at College V on a part-time basis for a few years, Shelly became a full-time student for the 2012 spring semester. College V classified Shelly as a second-semester senior (fourth year) for the 2012 spring semester and as a first-semester graduate student (fifth year) for the 2012 fall semester. Because College V did not classify Shelly as having completed the first 4 years of postsecondary education as of the beginning of 2012, Shelly is an eligible student for tax year 2012. Therefore, the qualified education expenses paid for the 2012 spring semester and the 2012 fall semester are taken into account in calculating the American opportunity credit for 2012.

**Example 3.** During the 2011 fall semester, Larry was a high school student who took classes on a half-time basis at College X. Larry was not enrolled as part of a degree program at College X because College X only admits students to a degree program if they have a high school diploma or equivalent. Because Larry was not enrolled in a degree program at College X during 2011, Larry was not an eligible student for tax year 2011.

**Example 4.** The facts are the same as in *Example 3*. During the 2012 spring semester, Larry again attended College X but not as part of a degree program. Larry graduated from high school in June 2012. For the 2012 fall semester, Larry enrolled as a full-time student in College X as part of a degree program, and College X awarded Larry credit for his prior coursework at College X. Because Larry was enrolled in a degree program at College X for the 2012 fall term on at least a half-time basis, Larry is an eligible student for all of tax year 2012. Therefore, the qualified education expenses paid for classes taken at College X during both the 2012 spring semester (during which Larry was not enrolled in a degree program) and the 2012 fall semester are taken into account in computing any American opportunity credit.

**Example 5.** Dee graduated from high school in June 2011. In January 2012, Dee enrolled in a 1-year postsecondary certificate program on a full-time basis to obtain a certificate as a travel agent. Dee completed the program in December 2012, and was awarded a certificate. In January 2013, she enrolled in a 1-year postsecondary certificate program on a full-time basis to obtain a certificate as a computer programmer. Dee is an eligible student for both tax years 2012 and 2013 because she meets the degree requirement, the work load requirement, and the year of study requirement for those years.

## Who Can Claim a Dependent's Expenses

If there are qualified education expenses for your dependent during a tax year, either you or your dependent, but not both of you, can claim an American opportunity credit for your dependent's expenses for that year.

For you to claim an American opportunity credit for your dependent's expenses, you must also claim an exemption for your dependent. You do this by listing your dependent's name and other required information on Form 1040 (or Form 1040A), line 6c.

IF you...	THEN only...
claim an exemption on your tax return for a dependent who is an eligible student	you can claim the American opportunity credit based on that dependent's expenses. The dependent cannot claim the credit.
do <b>not</b> claim an exemption on your tax return for a dependent who is an eligible student (even if entitled to the exemption)	the dependent can claim the American opportunity credit. You cannot claim the credit based on this dependent's expenses.

**Expenses paid by dependent.** If you claim an exemption on your tax return for an eligible student who is your dependent, treat any expenses paid (or deemed paid) by your dependent as if you had paid them. Include these expenses when figuring the amount of your American opportunity credit.

**TIP** *Qualified education expenses paid directly to an eligible educational institution for your dependent under a court-approved divorce decree are treated as paid by your dependent.*

**Expenses paid by you.** If you claim an exemption for a dependent who is an eligible student, only you can include any expenses you paid when figuring the amount of the American opportunity credit. If neither you nor anyone else claims an exemption for the dependent, only the dependent can include any expenses you paid when figuring the American opportunity credit.

**Expenses paid by others.** Someone other than you, your spouse, or your dependent (such as a relative or former spouse) may make a payment directly to an eligible educational institution to pay for an eligible student's qualified education expenses. In this case, the student is treated as receiving the payment from the other person and, in turn, paying the institution. If you claim an exemption on your tax return for the student, you are considered to have paid the expenses.

**Example.** In 2012, Ms. Allen makes a payment directly to an eligible educational institution for her grandson Todd's qualified education expenses. For purposes of claiming an American opportunity credit, Todd is treated as receiving the money from his grandmother and, in turn, paying his qualified education expenses himself.

Unless an exemption for Todd is claimed on someone else's 2012 tax return, only Todd can use the payment to claim an American opportunity credit.

If anyone, such as Todd's parents, claims an exemption for Todd on his or her 2012 tax return, whoever claims the exemption may be able to use the expenses to claim an American opportunity credit. If anyone else claims an exemption for Todd, Todd cannot claim an American opportunity credit.

**Tuition reduction.** When an eligible educational institution provides a reduction in tuition to an employee of the institution (or spouse or dependent child of an employee), the amount of the reduction may or may not be taxable. If it is taxable, the employee is treated as receiving a payment of that amount and, in turn, paying it to the educational institution on behalf of the student. For more information on tuition reductions, see [Qualified Tuition Reduction](#) in chapter 1, *Scholarships, Fellowships, Grants, and Tuition Reductions*.

## Figuring the Credit

The amount of the American opportunity credit (per eligible student) is the sum of:

1. 100% of the first \$2,000 of qualified education expenses you paid for the eligible student, and
2. 25% of the next \$2,000 of qualified education expenses you paid for that student.

The maximum amount of American opportunity credit you can claim in 2012 is \$2,500 multiplied by the number of eligible students. You can claim the full \$2,500 for each eligible student for whom you paid at least \$4,000 of adjusted qualified education expenses. However, the credit may be reduced based on your MAGI. See [Effect of the Amount of Your Income on the Amount of Your Credit](#), later.

**Example.** Jack and Kay Ford are married and file a joint tax return. For 2012, they claim an exemption for their dependent daughter on their tax return. Their MAGI is \$70,000. Their daughter is in her junior (third) year of studies at the local university. Jack and Kay paid qualified education expenses of \$4,300 in 2012.

Jack and Kay, their daughter, and the local university meet all of the requirements for the American opportunity credit. Jack and Kay can claim a \$2,500 American opportunity credit in 2012. This is 100% of the first \$2,000 of qualified education expenses, plus 25% of the next \$2,000.

**Form 1098-T.** To help you figure your American opportunity credit, the student should receive Form 1098-T, Tuition Statement. Generally, an eligible educational institution (such as a college or university) must send Form 1098-T (or acceptable substitute) to each enrolled student by January 31, 2013. An institution may choose to report either payments received (box 1), or amounts billed (box 2), for qualified education expenses. However, the amounts in boxes 1 and 2 of Form 1098-T might be different than what you paid. When figuring the credit, use only the amounts you paid or are deemed to have paid in 2012 for qualified education expenses.

In addition, Form 1098-T should give other information for that institution, such as adjustments made for prior

years, the amount of scholarships or grants, reimbursements or refunds, and whether the student was enrolled at least half-time or was a graduate student.

The eligible educational institution may ask for a completed Form W-9S, Request for Student's or Borrower's Taxpayer Identification Number and Certification, or similar statement to obtain the student's name, address, and taxpayer identification number.

## Effect of the Amount of Your Income on the Amount of Your Credit

The amount of your American opportunity credit is phased out (gradually reduced) if your MAGI is between \$80,000 and \$90,000 (\$160,000 and \$180,000 if you file a joint return). You cannot claim an American opportunity credit if your MAGI is \$90,000 or more (\$180,000 or more if you file a joint return).

**Modified adjusted gross income (MAGI).** For most taxpayers, MAGI is adjusted gross income (AGI) as figured on their federal income tax return.

**MAGI when using Form 1040A.** If you file Form 1040A, your MAGI is the AGI on line 22 of that form.

**MAGI when using Form 1040.** If you file Form 1040, your MAGI is the AGI on line 38 of that form, modified by adding back any:

1. Foreign earned income exclusion,
2. Foreign housing exclusion,
3. Foreign housing deduction,
4. Exclusion of income by bona fide residents of American Samoa, and
5. Exclusion of income by bona fide residents of Puerto Rico.

You can use Worksheet 2-1, below, to figure your MAGI.

## Worksheet 2-1. MAGI for the American Opportunity Credit

1. Enter your adjusted gross income (Form 1040, line 38) . . . . .	1. _____
2. Enter your foreign earned income exclusion and/or housing exclusion (Form 2555, line 45, or Form 2555-EZ, line 18) . . . . .	2. _____
3. Enter your foreign housing deduction (Form 2555, line 50) . . . . .	3. _____
4. Enter the amount of income from Puerto Rico you are excluding . . . . .	4. _____
5. Enter the amount of income from American Samoa you are excluding (Form 4563, line 15) . . . . .	5. _____
6. Add the amounts on lines 2, 3, 4, and 5 . . . . .	6. _____
7. Add the amounts on lines 1 and 6. This is your <b>modified adjusted gross income</b> . Enter here and on Form 8863, line 3 . . . . .	7. _____

**Phaseout.** If your MAGI is within the range of incomes where the credit must be reduced, you will figure your reduced credit using lines 2-7, of Form 8863, Part I. The same method is shown in the following example.

**Example.** You are filing a joint return and your MAGI is \$165,000. In 2012, you paid \$5,000 of qualified education expenses.

You figure a tentative American opportunity credit of \$2,500 (100% of the first \$2,000 of qualified education expenses, plus 25% of the next \$2,000 of qualified education expenses).

Because your MAGI is within the range of incomes where the credit must be reduced, you must multiply your tentative credit (\$2,500) by a fraction. The numerator of the fraction is \$180,000 (the upper limit for those filing a joint return) minus your MAGI. The denominator is \$20,000, the range of incomes for the phaseout (\$160,000 to \$180,000). The result is the amount of your phased out (reduced) American opportunity credit (\$1,875).

$$\$2,500 \times \frac{\$180,000 - \$165,000}{\$20,000} = \$1,875$$

## Refundable Part of Credit

Forty percent of the American opportunity credit is refundable for most taxpayers. However, if you were under age 24 at the end of 2012 and the conditions listed below apply to you, you **cannot** claim any part of the American opportunity credit as a refundable credit on your tax return. Instead, your allowed credit (figured on Form 8863, Part II) will be used to reduce your tax as a nonrefundable credit only.

You do **not** qualify for a refund if items 1 (a, b, or c), 2, and 3 below apply to you.

1. You were:
  - a. Under age 18 at the end of 2012, **or**
  - b. Age 18 at the end of 2012 **and** your earned income (defined below) was less than one-half of your support (defined below), **or**
  - c. Over age 18 and under age 24 at the end of 2012 **and** a full-time student (defined below) **and** your earned income (defined below) was less than one-half of your support (defined below).
2. At least one of your parents was alive at the end of 2012.
3. You are filing a return as single, head of household, qualifying widow(er), or married filing separately for 2012.

**Earned income.** Earned income includes wages, salaries, professional fees, and other payments received for personal services actually performed. Earned income does not include that part of the compensation for personal services rendered to a corporation which represents a distribution of earnings or profits rather than a reasonable allowance as compensation for the personal services actually rendered.

If you are a sole proprietor or a partner in a trade or business in which both personal services and capital are material income-producing factors, earned income also includes a reasonable allowance for compensation for personal services, but not more than 30% of your share of the net profits from that trade or business (after subtracting the deduction for one-half of self-employment tax). However, if capital is not an income-producing factor and your personal services produced the business income, the 30% limit does not apply.

**Support.** Your support includes food, shelter, clothing, medical and dental care, education, and the like. Generally, the amount of the item of support will be the amount of expenses incurred by the one furnishing such item. If the item of support is in the form of property or lodging, measure the amount of such item of support by its fair market value. However, a scholarship received by you is not considered support if you are a full-time student. See Publication 501 for details.

**Full-time student.** You are a full-time student for 2012 if during any part of any 5 calendar months during the year you were enrolled as a full-time student at an eligible educational institution (defined earlier), or took a full-time, on-farm training course given by such an institution or by a state, county, or local government agency.

## Claiming the Credit

You claim the American opportunity credit by completing Form 8863 and submitting it with your Form 1040 or 1040A. Enter the nonrefundable part of the credit on Form 1040, line 49, or on Form 1040A, line 31. Enter the refundable part of the credit on Form 1040, line 66, or on Form 1040A, line 40. A filled-in Form 8863 is shown at the end of this publication.

**Note.** In [Appendix A](#), at the end of this publication, there is an example illustrating the use of Form 8863 when both the American opportunity credit and the lifetime learning credit are claimed on the same tax return.

---

## 3.

---

# Lifetime Learning Credit

---

## Introduction

For 2012, there are two tax credits available to help you offset the costs of higher education by reducing the amount of your income tax. They are the American opportunity credit and the lifetime learning credit. This chapter discusses the lifetime learning credit. The American opportunity credit is discussed in [chapter 2, The American Opportunity Credit](#).

This chapter explains:

- Who can claim the lifetime learning credit,
- What expenses qualify for the credit,
- Who is an eligible student,
- Who can claim a dependent's expenses,
- How to figure the credit,
- How to claim the credit, and
- When the credit must be repaid.

### What is the tax benefit of the lifetime learning credit.

For the tax year, you may be able to claim a lifetime learning credit of up to \$2,000 for qualified education expenses paid for all eligible students. There is no limit on the number of years the lifetime learning credit can be claimed for each student.

A tax credit reduces the amount of income tax you may have to pay. Unlike a deduction, which reduces the amount of income subject to tax, a credit directly reduces the tax itself. The lifetime learning credit is a nonrefundable credit. This means that it can reduce your tax to zero, but if the credit is more than your tax the excess will not be refunded to you.

Your allowable lifetime learning credit may be limited by the amount of your income and the amount of your tax.

**Can you claim more than one education credit this year.** For each student, you can elect for any year only one of the credits. For example, if you elect to take the lifetime learning credit for a child on your 2012 tax return, you cannot, for that same child, also claim the American opportunity credit for 2012.

If you are eligible to claim the lifetime learning credit and you are also eligible to claim the American opportunity credit for the same student in the same year, you can choose to claim either credit, but not both.

If you pay qualified education expenses for more than one student in the same year, you can choose to take certain credits on a per-student, per-year basis. This

means that, for example, you can claim the American opportunity credit for one student and the lifetime learning credit for another student in the same year.

**Differences between the American opportunity and lifetime learning credits.** There are several differences between these two credits. For example, you can claim the American opportunity credit for the same student for no more than 4 tax years, but any year in which the Hope credit was claimed counts toward the 4 years. However, there is no limit on the number of years for which you can claim a lifetime learning credit based on the same student's expenses. The differences between these credits are shown in [Appendix B, Highlights of Education Tax Benefits for Tax Year 2012](#) near the end of this publication.

**Overview of the lifetime learning credit.** See [Table 3-1, Overview of the Lifetime Learning Credit](#) for the basics of the lifetime learning credit. The details are discussed in this chapter.

---

## Can You Claim the Credit

The following rules will help you determine if you are eligible to claim the lifetime learning credit on your tax return.

### Who Can Claim the Credit

Generally, you can claim the lifetime learning credit if all three of the following requirements are met.

- You pay qualified education expenses of higher education.
- You pay the education expenses for an eligible student.
- The eligible student is either yourself, your spouse, or a dependent for whom you claim an exemption on your tax return.

**Note.** Qualified education expenses paid by a dependent for whom you claim an exemption, or by a third party for that dependent, are considered paid by you.

"Qualified education expenses" are defined later under [Qualified Education Expenses](#). "Eligible students" are defined later under [Who Is an Eligible Student](#). A dependent for whom you claim an exemption is defined later under [Who Can Claim a Dependent's Expenses](#).

You may find [Figure 3-1, Can You Claim the Lifetime Learning Credit for 2012](#), later, helpful in determining if you can claim a lifetime learning credit on your tax return.

### Who Cannot Claim the Credit

You cannot claim the lifetime learning credit for 2012 if any of the following apply.

- Your filing status is married filing separately.
- You are listed as a dependent on another person's tax return (such as your parents'). See [Who Can Claim a Dependent's Expenses](#), later.
- Your modified adjusted gross income (MAGI) is \$62,000 or more (\$124,000 or more in the case of a

joint return). MAGI is explained later under [Effect of the Amount of Your Income on the Amount of Your Credit](#).

- You (or your spouse) were a nonresident alien for any part of 2012 and the nonresident alien did not elect to be treated as a resident alien for tax purposes. More information on nonresident aliens can be found in Publication 519.
- You claim the [American Opportunity Credit](#) (see *chapter 2*) or a [Tuition and Fees Deduction](#) (see *chapter 6*) for the same student in 2012.

## What Expenses Qualify

The lifetime learning credit is based on qualified education expenses you pay for yourself, your spouse, or a dependent for whom you claim an exemption on your tax return. Generally, the credit is allowed for qualified education expenses paid in 2012 for an academic period beginning in 2012 or in the first 3 months of 2013.

For example, if you paid \$1,500 in December 2012 for qualified tuition for the spring 2013 semester beginning in January 2013, you may be able to use that \$1,500 in figuring your 2012 credit.

**Academic period.** An academic period includes a semester, trimester, quarter, or other period of study (such as a summer school session) as reasonably determined by an educational institution. In the case of an educational institution that uses credit hours or clock hours and does

not have academic terms, each payment period can be treated as an academic period.

**Paid with borrowed funds.** You can claim a lifetime learning credit for qualified education expenses paid with the proceeds of a loan. You use the expenses to figure the lifetime learning credit for the year in which the expenses are paid, not the year in which the loan is repaid. Treat loan payments sent directly to the educational institution as paid on the date the institution credits the student's account.

**Student withdraws from class(es).** You can claim a lifetime learning credit for qualified education expenses not refunded when a student withdraws.

## Qualified Education Expenses

For purposes of the lifetime learning credit, qualified education expenses are tuition and certain related expenses required for enrollment in a course at an eligible educational institution. The course must be either part of a postsecondary degree program or taken by the student to acquire or improve job skills.

**Eligible educational institution.** An eligible educational institution is any college, university, vocational school, or other postsecondary educational institution eligible to participate in a student aid program administered by the U.S. Department of Education. It includes virtually all accredited public, nonprofit, and proprietary (privately owned profit-making) postsecondary institutions. The educational institution should be able to tell you if it is an eligible educational institution.

Certain educational institutions located outside the United States also participate in the U.S. Department of Education's Federal Student Aid (FSA) programs.

**Related expenses.** Student-activity fees and expenses for course-related books, supplies, and equipment are included in qualified education expenses only if the fees and expenses must be paid to the institution for the enrollment or attendance.

**Prepaid expenses.** Qualified education expenses paid in 2012 for an academic period that begins in the first three months of 2013 can be used in figuring an education credit for 2012 only. See [Academic period](#), earlier. For example, you pay \$2,000 in December 2012 for qualified tuition for the 2013 winter quarter that begins in January 2013, you can use that \$2,000 in figuring an education credit for 2012 only (if you meet all the other requirements).



*You cannot use any amount you paid in 2011 or 2013 to figure the qualified education expenses you use to figure your 2012 education credit(s).*

In the following examples, assume that each student is an eligible student at an eligible educational institution.

**Example 1.** Jackson is a sophomore in University V's degree program in dentistry. This year, in addition to tuition, he is required to pay a fee to the university for the rental of the dental equipment he will use in this program. Because the equipment rental fee must be paid to University V for enrollment and attendance, Jackson's equipment rental fee is a qualified expense.

Table 3-1. Overview of the Lifetime Learning Credit

<b>Maximum credit</b>	Up to \$2,000 credit per <b>return</b>
<b>Limit on modified adjusted gross income (MAGI)</b>	\$124,000 if married filing jointly; \$62,000 if single, head of household, or qualifying widow(er)
<b>Refundable or nonrefundable</b>	Nonrefundable—credit limited to the amount of tax you must pay on your taxable income
<b>Number of years of postsecondary education</b>	Available for all years of postsecondary education and for courses to acquire or improve job skills
<b>Number of tax years credit available</b>	Available for an unlimited number of years
<b>Type of program required</b>	Student does not need to be pursuing a program leading to a degree or other recognized education credential
<b>Number of courses</b>	Available for one or more courses
<b>Felony drug conviction</b>	Felony drug convictions do not make the student ineligible
<b>Qualified expenses</b>	Tuition and fees required for enrollment or attendance (including amounts required to be paid to the institution for course-related books, supplies, and equipment)
<b>Payments for academic periods</b>	Payments made in 2012 for academic periods beginning in 2012 or beginning in the first 3 months of 2013

**Example 2.** Donna and Charles, both first-year students at College W, are required to have certain books and other reading materials to use in their mandatory first-year classes. The college has no policy about how students should obtain these materials, but any student who purchases them from College W's bookstore will receive a bill directly from the college. Charles bought his books from a friend, so what he paid for them is not a qualified education expense. Donna bought hers at College W's bookstore. Although Donna paid College W directly for her first-year books and materials, her payment is not a qualified expense because the books and materials are not required to be purchased from College W for enrollment or attendance at the institution.

**Example 3.** When Marci enrolled at College X for her freshman year, she had to pay a separate student activity fee in addition to her tuition. This activity fee is required of all students, and is used solely to fund on-campus organizations and activities run by students, such as the student newspaper and student government. No portion of the fee covers personal expenses. Although labeled as a student activity fee, the fee is required for Marci's enrollment and attendance at College X. Therefore, it is a qualified expense.

## No Double Benefit Allowed

You cannot do any of the following:

- Deduct higher education expenses on your income tax return (as, for example, a business expense) and also claim a lifetime learning credit based on those same expenses.
- Claim a lifetime learning credit in the same year that you are claiming a tuition and fees deduction for the same student.
- Claim a lifetime learning credit and an American opportunity credit based on the same qualified education expenses.
- Claim a lifetime learning credit based on the same expenses used to figure the tax-free portion of a distribution from a Coverdell education savings account (ESA) or qualified tuition program (QTP). See [Coordination With American Opportunity and Lifetime Learning Credits](#) in chapter 7, [Coverdell Education Savings Account](#), and [Coordination With American Opportunity and Lifetime Learning Credits](#) in chapter 8, [Qualified Tuition Program](#).
- Claim a credit based on qualified education expenses paid with tax-free educational assistance, such as a scholarship, grant, or assistance provided by an employer. See [Adjustments to Qualified Education Expenses](#), next.

## Adjustments to Qualified Education Expenses

For each student, reduce the qualified education expenses paid by or on behalf of that student under the following rules. The result is the amount of adjusted qualified education expenses for each student.

**Tax-free educational assistance.** For tax-free educational assistance received in 2012, reduce the qualified educational expenses for each academic period by the

amount of tax-free educational assistance allocable to that academic period. See [Academic period](#), earlier.

Some tax-free educational assistance received after 2012 may be treated as a refund of qualified education expenses paid in 2012. This tax-free educational assistance is any tax-free educational assistance received by you or anyone else after 2012 for qualified education expenses paid on behalf of a student in 2012 (or attributable to enrollment at an eligible educational institution during 2012).

If this tax-free educational assistance is received after 2012 but before you file your 2012 income tax return, see [Refunds received after 2012 but before your income tax return is filed](#), later. If this tax-free educational assistance is received after 2012 and after you file your 2012 income tax return, see [Refunds received after 2012 and after your income tax return is filed](#), later.

Tax-free educational assistance includes:

- The tax-free part of scholarships and fellowships (see [Tax-Free Scholarships and Fellowships](#) in chapter 1, [Scholarships, Fellowships, Grants, and Tuition Reductions](#)),
- Pell grants (see [Pell Grants and Other Title IV Need-Based Education Grants](#) in chapter 1, [Scholarships, Fellowships, Grants, and Tuition Reductions](#)),
- Employer-provided educational assistance (see [chapter 11, Employer-Provided Educational Assistance](#)),
- Veterans' educational assistance (see [Veterans' Benefits](#) in chapter 1, [Scholarships, Fellowships, Grants, and Tuition Reductions](#)), and
- Any other nontaxable (tax-free) payments (other than gifts or inheritances) received as educational assistance.

Generally, any scholarship or fellowship is treated as tax free. However, a scholarship or fellowship is not treated as tax free to the extent the student includes it in gross income (if the student is required to file a tax return for the year the scholarship or fellowship is received) and either of the following is true.

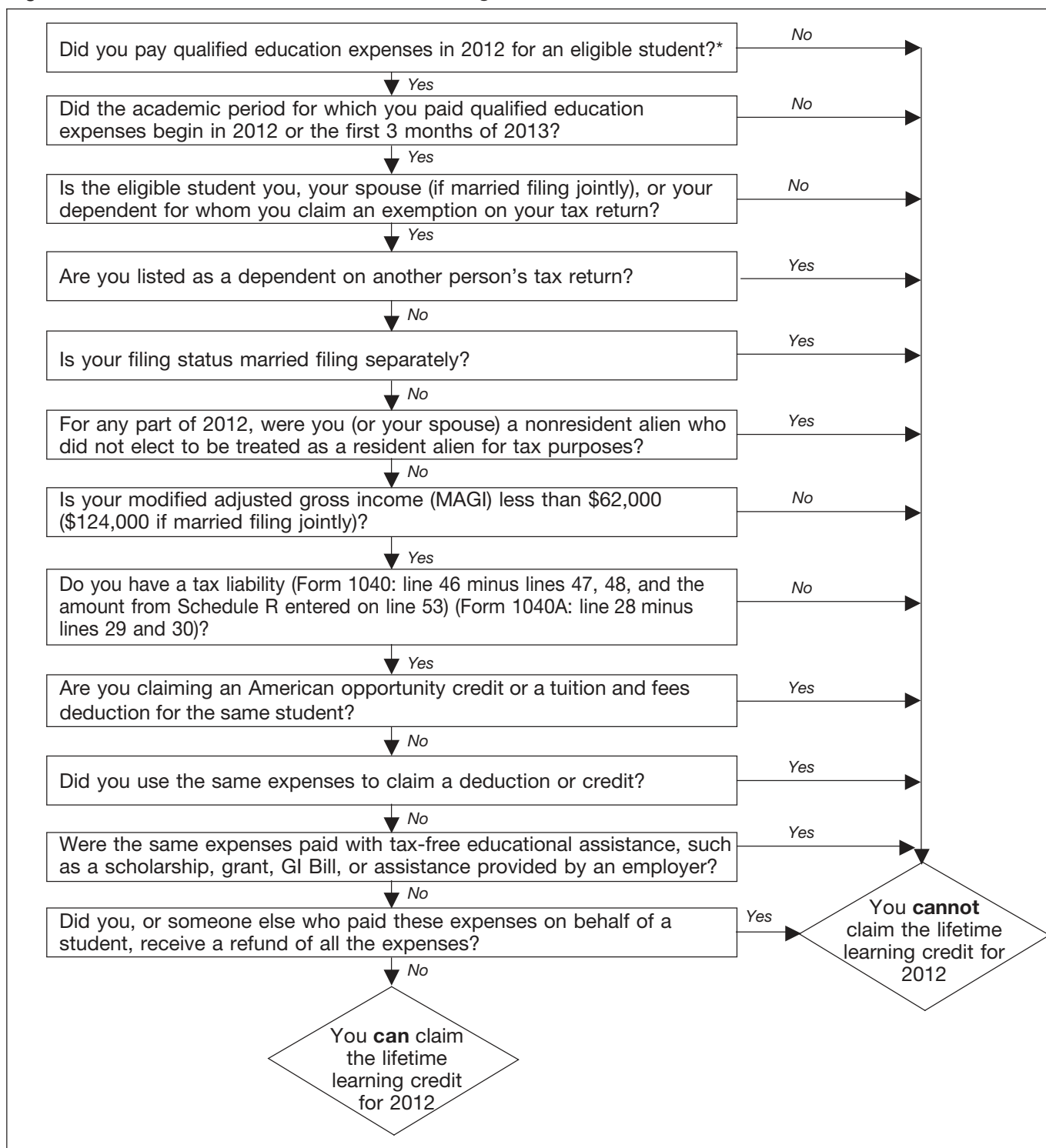
- The scholarship or fellowship (or any part of it) **must** be applied (by its terms) to expenses (such as room and board) other than qualified education expenses as defined in [Qualified education expenses](#) in chapter 1, [Scholarships, Fellowships, Grants, and Tuition Reductions](#).
- The scholarship or fellowship (or any part of it) **may** be applied (by its terms) to expenses (such as room and board) other than qualified education expenses as defined in [Qualified education expenses](#) in chapter 1, [Scholarships, Fellowships, Grants, and Tuition Reductions](#).



*You may be able to increase the combined value of an education credit and certain educational assistance if the student includes some or all of the educational assistance in income in the year it is received. For examples, see [Coordination with Pell grants and other scholarships](#), later.*

**Refunds.** A refund of qualified education expenses may reduce adjusted qualified education expenses for the tax year or require repayment (recapture) of a credit claimed in an earlier year. Some tax-free educational assistance received after 2012 may be treated as a refund. See [Tax-free educational assistance](#), earlier.

Figure 3-1. **Can You Claim the Lifetime Learning Credit for 2012?**



\*Qualified education expenses paid by a dependent for whom you claim an exemption, or by a third party for that dependent, are considered paid by you.

**Refunds received in 2012.** For each student, figure the adjusted qualified education expenses for 2012 by adding all the qualified education expenses for 2012 and subtracting any refunds of those expenses received from the eligible educational institution during 2012.

**Refunds received after 2012 but before your income tax return is filed.** If anyone receives a refund after 2012 of qualified education expenses paid on behalf of a student in 2012 and the refund is paid before you file an income tax return for 2012, the amount of qualified education expenses for 2012 is reduced by the amount of the refund.

**Refunds received after 2012 and after your income tax return is filed.** If anyone receives a refund after 2012 of qualified education expenses paid on behalf of a student in 2012 and the refund is paid after you file an income tax return for 2012, you may need to repay some or all of the credit. See *Credit recapture*, next.

**Credit Recapture.** If any tax-free educational assistance for the qualified education expenses paid in 2012 or any refund of your qualified education expenses paid in 2012 is received after you file your 2012 income tax return, you must recapture (repay) any excess credit. You do this by refiguring the amount of your adjusted qualified education expenses for 2012 by reducing the expenses by the amount of the refund or tax-free educational assistance. You then refigure your education credit(s) for 2012 and figure the amount by which your 2012 tax liability would have increased if you had claimed the refigured credit(s). Include that amount as an additional tax for the year the refund or tax-free assistance was received.

**Example.** You pay \$9,300 in tuition and fees in December 2012, and your child began college in January 2013. You filed your 2012 tax return on February 15, 2013, and claimed a lifetime learning credit of \$1,860. You claimed no other tax credits. After you filed your return, your child withdrew from two courses and you received a refund of \$2,900. You must refigure your 2012 lifetime learning credit using \$6,400 of qualified education expenses instead of \$9,300. The refigured credit is \$1,280 and your tax liability increased by \$580. See instructions for your 2013 income tax return to determine where to include this tax.



**TIP** If you pay qualified education expenses in 2013 for an academic period that begins in the first 3 months of 2013 and you receive tax-free educational assistance, or a refund, as described above, you may choose to reduce your qualified education expenses for 2013 instead of reducing your expenses for 2012.

**Amounts that do not reduce qualified education expenses.** Do not reduce qualified education expenses by amounts paid with funds the student receives as:

- Payment for services, such as wages,
- A loan,
- A gift,
- An inheritance, or
- A withdrawal from the student's personal savings.

Do not reduce the qualified education expenses by any scholarship or fellowship reported as income on the student's tax return in the following situations.

- The use of the money is restricted, by the terms of the scholarship or fellowship, to costs of attendance (such as room and board) other than qualified education expenses, as defined in [Qualified education expenses](#) in chapter 1, *Scholarships, Fellowships, Grants, and Tuition Reductions*.
- The use of the money is not restricted.

For examples, see [Adjustments to Qualified Education Expenses](#) in chapter 2, *American Opportunity Credit*.

**Coordination with Pell grants and other scholarships.** In some cases, you may be able to reduce your tax liability by including scholarships in income. If you are claiming an education credit for a claimed dependent who received a scholarship, you may be able to reduce your tax liability if the student includes the scholarship in income. The scholarship must be one that may (by its terms) be applied to expenses (such as room and board) other than qualified education expenses.

**Example 1—No scholarship.** Judy Green, who is unmarried, is taking courses at a public community college to be recertified to teach in public schools. Her AGI and her MAGI, for purposes of the credit, are \$27,000. Judy takes the standard deduction of \$5,950 and personal exemption of \$3,800, reducing her AGI to taxable income of \$17,250 and her tax before credits is \$2,156. She claims no credits other than the lifetime learning credit. In July 2012 she paid \$700 for the summer 2012 semester; in August 2012 she paid \$1,900 for the fall 2012 semester; and in December 2012 she paid another \$1,900 for the spring semester beginning in January 2013. Judy and the college meet all requirements for the lifetime learning tax credit. She can use all of the \$4,500 tuition she paid in 2012 when figuring her 2012 lifetime learning credit. She claims a \$900 lifetime learning credit and her tax after credits is \$1,256.

**Example 2—Scholarship excluded from income.** The facts are the same as in *Example 1—No scholarship*, except that Judy was awarded a \$1,500 scholarship. Under the terms of her scholarship, it may be used to pay any educational expenses, including room and board. If Judy excludes the scholarship from income, she will be deemed (for purposes of computing her education credit) as having used the scholarship to pay for tuition, required fees, and course materials. Only \$3,000 of the \$4,500 tuition she paid in 2012 could be used when figuring her 2012 lifetime learning credit. Her lifetime learning credit would be reduced to \$600 and her tax after credits would be \$1,556.

**Example 3—Scholarship included in income.** The facts are the same as in *Example 2—Scholarship excluded from income*. If, unlike *Example 2*, Judy includes the \$1,500 scholarship in income, she will be deemed to have used the entire scholarship to pay for room and board. Judy's AGI will increase to \$28,500, her taxable income would be \$18,750, and her tax before credits would be \$2,381. She would be able to use the \$4,500 of adjusted qualified education expenses to figure her credit. Judy could claim a \$900 lifetime learning credit and her tax after credits would be \$1,481.

## Expenses That Do Not Qualify

Qualified education expenses do not include amounts paid for:

- Insurance,
- Medical expenses (including student health fees),
- Room and board,
- Transportation, or
- Similar personal, living, or family expenses.

This is true even if the amount must be paid to the institution as a condition of enrollment or attendance.

**Sports, games, hobbies, and noncredit courses.** Qualified education expenses generally do not include expenses that relate to any course of instruction or other education that involves sports, games or hobbies, or any noncredit course. However, if the course of instruction or other education is part of the student's degree program or is taken by the student to acquire or improve job skills, these expenses can qualify.

**Comprehensive or bundled fees.** Some eligible educational institutions combine all of their fees for an academic period into one amount. If you do not receive or do not have access to an allocation showing how much you paid for qualified education expenses and how much you paid for personal expenses, such as those listed above, contact the institution. The institution is required to make this allocation and provide you with the amount you paid (or were billed) for qualified education expenses on Form 1098-T. See [Figuring the Credit](#), later, for more information about Form 1098-T.

## Who Is an Eligible Student

For purposes of the lifetime learning credit, an eligible student is a student who is enrolled in one or more courses at an eligible educational institution (as defined under [Qualified Education Expenses](#), earlier).


## Who Can Claim a Dependent's Expenses

If there are qualified education expenses for your dependent during a tax year, either you or your dependent, but not both of you, can claim a lifetime learning credit for your dependent's expenses for that year.

For you to claim a lifetime learning credit for your dependent's expenses, you must also claim an exemption for your dependent. You do this by listing your dependent's name and other required information on Form 1040 (or Form 1040A), line 6c.

IF you...	THEN only...
claim an exemption on your tax return for a dependent who is an eligible student	you can claim the lifetime learning credit based on that dependent's expenses. The dependent cannot claim the credit.
do <b>not</b> claim an exemption on your tax return for a dependent who is an eligible student (even if entitled to the exemption)	the dependent can claim the lifetime learning credit. You cannot claim the credit based on this dependent's expenses.

**Expenses paid by dependent.** If you claim an exemption on your tax return for an eligible student who is your dependent, treat any expenses paid (or deemed paid) by your dependent as if you had paid them. Include these expenses when figuring the amount of your lifetime learning credit.

 **Qualified education expenses paid directly to an eligible educational institution for your dependent under a court-approved divorce decree are treated as paid by your dependent.**

**Expenses paid by you.** If you claim an exemption for a dependent who is an eligible student, only you can include any expenses you paid when figuring the amount of the lifetime learning credit. If neither you nor anyone else claims an exemption for the dependent, only the dependent can include any expenses you paid when figuring the lifetime learning credit.

**Expenses paid by others.** Someone other than you, your spouse, or your dependent (such as a relative or former spouse) may make a payment directly to an eligible educational institution to pay for an eligible student's qualified education expenses. In this case, the student is treated as receiving the payment from the other person and, in turn, paying the institution. If you claim an exemption on your tax return for the student, you are considered to have paid the expenses.

**Example.** In 2012, Ms. Allen makes a payment directly to an eligible educational institution for her grandson Todd's qualified education expenses. For purposes of claiming a lifetime learning credit, Todd is treated as receiving the money from his grandmother and, in turn, paying his qualified education expenses himself.

Unless an exemption for Todd is claimed on someone else's 2012 tax return, only Todd can use the payment to claim a lifetime learning credit.

If anyone, such as Todd's parents, claims an exemption for Todd on his or her 2012 tax return, whoever claims the exemption may be able to use the expenses to claim a lifetime learning credit. If anyone else claims an exemption for Todd, Todd cannot claim a lifetime learning credit.

**Tuition reduction.** When an eligible educational institution provides a reduction in tuition to an employee of the institution (or spouse or dependent child of an employee), the amount of the reduction may or may not be taxable. If it is taxable, the employee is treated as receiving a payment of that amount and, in turn, paying it to the educational institution on behalf of the student. For more information on tuition reductions, see [Qualified Tuition](#)

## Figuring the Credit

The amount of the lifetime learning credit is 20% of the first \$10,000 of qualified education expenses you paid for all eligible students. The maximum amount of lifetime learning credit you can claim for 2012 is \$2,000 (20% × \$10,000). However, that amount may be reduced based on your MAGI. See [Effect of the Amount of Your Income on the Amount of Your Credit](#), later.

**Example.** Bruce and Toni Harper are married and file a joint tax return. For 2012, their MAGI is \$75,000. Toni is attending a local college (an eligible educational institution) to earn credits toward a degree in nursing. She already has a bachelor's degree in history and wants to become a nurse. In August 2012, Toni paid \$5,000 of qualified education expenses for her fall 2012 semester. Bruce and Toni can claim a \$1,000 (20% × \$5,000) lifetime learning credit on their 2012 joint tax return.

**Form 1098-T.** To help you figure your lifetime learning credit, the student should receive Form 1098-T. Generally, an eligible educational institution (such as a college or university) must send Form 1098-T (or acceptable substitute) to each enrolled student by January 31, 2013. An institution may choose to report either payments received (box 1), or amounts billed (box 2), for qualified education expenses. However, the amounts in boxes 1 and 2 of Form 1098-T might be different from what you paid. When figuring the credit, use only the amounts you paid or are deemed to have paid in 2012 for qualified education expenses.

In addition, Form 1098-T should give other information for that institution, such as adjustments made for prior years, the amount of scholarships or grants, reimbursements or refunds, and whether the student was enrolled at least half-time or was a graduate student.

The eligible educational institution may ask for a completed Form W-9S, or similar statement to obtain the student's name, address, and taxpayer identification number.

## Effect of the Amount of Your Income on the Amount of Your Credit

The amount of your lifetime learning credit is phased out (gradually reduced) if your MAGI is between \$52,000 and \$62,000 (\$104,000 and \$124,000 if you file a joint return). You cannot claim a lifetime learning credit if your MAGI is \$62,000 or more (\$124,000 or more if you file a joint return).

**Modified adjusted gross income (MAGI).** For most taxpayers, MAGI is adjusted gross income (AGI) as figured on their federal income tax return.

**MAGI when using Form 1040A.** If you file Form 1040A, your MAGI is the AGI on line 22 of that form.

**MAGI when using Form 1040.** If you file Form 1040, your MAGI is the AGI on line 38 of that form, modified by adding back any:

1. Foreign earned income exclusion,
2. Foreign housing exclusion,

3. Foreign housing deduction,
4. Exclusion of income by bona fide residents of American Samoa, and
5. Exclusion of income by bona fide residents of Puerto Rico.

You can use Worksheet 3-1 to figure your MAGI.

### Worksheet 3-1. MAGI for the Lifetime Learning Credit

1. Enter your adjusted gross income (Form 1040, line 38) .....	1. _____
2. Enter your foreign earned income exclusion and/or housing exclusion (Form 2555, line 45, or Form 2555-EZ, line 18) .....	2. _____
3. Enter your foreign housing deduction (Form 2555, line 50) .....	3. _____
4. Enter the amount of income from Puerto Rico you are excluding .....	4. _____
5. Enter the amount of income from American Samoa you are excluding (Form 4563, line 15) .....	5. _____
6. Add the amounts on lines 2, 3, 4, and 5 .....	6. _____
7. Add the amounts on lines 1 and 6. This is your <b>modified adjusted gross income</b> . Enter this amount on Form 8863, line 14 .....	7. _____

**Phaseout.** If your MAGI is within the range of incomes where the credit must be reduced, you will figure your reduced credit using lines 10–18 of Form 8863. The same method is shown in the following example.

**Example.** You are filing a joint return with a MAGI of \$112,000. In 2012, you paid \$6,600 of qualified education expenses.

You figure the tentative lifetime learning credit (20% of the first \$10,000 of qualified education expenses you paid for all eligible students). The result is a \$1,320 (20% × \$6,600) tentative credit.

Because your MAGI is within the range of incomes where the credit must be reduced, you must multiply your tentative credit (\$1,320) by a fraction. The numerator of the fraction is \$124,000 (the upper limit for those filing a joint return) minus your MAGI. The denominator is \$20,000, the range of incomes for the phaseout (\$104,000 to \$124,000). The result is the amount of your phased out (reduced) lifetime learning credit (\$792).

$$\$1,320 \times \frac{\$124,000 - \$112,000}{\$20,000} = \$792$$

# Claiming the Credit

You claim the lifetime learning credit by completing Form 8863 and submitting it with your Form 1040 or 1040A. Enter the credit on Form 1040, line 49, or Form 1040A, line 31.

**Note.** In [Appendix A, Illustrated Example of Education Credits](#) at the end of this publication, there is an example illustrating the use of Form 8863 when both the American opportunity credit and the lifetime learning credit are claimed on the same tax return.

## 4.

# Student Loan Interest Deduction

## Introduction

Generally, personal interest you pay, other than certain mortgage interest, is not deductible on your tax return. However, if your modified adjusted gross income (MAGI) is less than \$75,000 (\$155,000 if filing a joint return) there is a special deduction allowed for paying interest on a student loan (also known as an education loan) used for higher education. For most taxpayers, MAGI is the adjusted gross income as figured on their federal income tax return before subtracting any deduction for student loan interest. This deduction can reduce the amount of your income subject to tax by up to \$2,500 in 2012.

The student loan interest deduction is taken as an adjustment to income. This means you can claim this deduction even if you do not itemize deductions on Schedule A (Form 1040).

This chapter explains:

- What type of loan interest you can deduct,
- Whether you can claim the deduction,
- What expenses you must have paid with the student loan,
- Who is an eligible student,
- How to figure the deduction, and
- How to claim the deduction.

*Table 4-1. Student Loan Interest Deduction at a Glance* summarizes the features of the student loan interest deduction.

Table 4-1. Student Loan Interest Deduction at a Glance

*Do not rely on this table alone. Refer to the text for complete details.*

Feature	Description
Maximum benefit	You can reduce your income subject to tax by up to \$2,500.
Loan qualifications	Your student loan: <ul style="list-style-type: none"><li>• must have been taken out solely to pay qualified education expenses, and</li><li>• cannot be from a related person or made under a qualified employer plan.</li></ul>
Student qualifications	The student must be: <ul style="list-style-type: none"><li>• you, your spouse, or your dependent, and</li><li>• enrolled at least half-time in a degree program.</li></ul>
Time limit on deduction	You can deduct interest paid during the remaining period of your student loan.
Limit on modified adjusted gross income (MAGI)	\$155,000 if married filing a joint return; \$75,000 if single, head of household, or qualifying widow(er).

## Student Loan Interest Defined

Student loan interest is interest you paid during the year on a qualified student loan. It includes both required and voluntary interest payments.

## Qualified Student Loan

This is a loan you took out solely to pay qualified education expenses (defined later) that were:

- For you, your spouse, or a person who was your dependent when you took out the loan,
- Paid or incurred within a reasonable period of time before or after you took out the loan, and
- For education provided during an academic period for an eligible student.

Loans from the following sources are not qualified student loans.

- A related person.
- A qualified employer plan.

**Your dependent.** Generally, your dependent is someone who is either a:

- Qualifying child, or
- Qualifying relative.

You can find more information about dependents in Publication 501.

**Exceptions.** For purposes of the student loan interest deduction, there are the following exceptions to the general rules for dependents.

- An individual can be your dependent even if you are the dependent of another taxpayer.
- An individual can be your dependent even if the individual files a joint return with a spouse.
- An individual can be your dependent even if the individual had gross income for the year that was equal to or more than the exemption amount for the year (\$3,800 for 2012).

**Reasonable period of time.** Qualified education expenses are treated as paid or incurred within a reasonable period of time before or after you take out the loan if they are paid with the proceeds of student loans that are part of a federal postsecondary education loan program.

Even if not paid with the proceeds of that type of loan, the expenses are treated as paid or incurred within a reasonable period of time if both of the following requirements are met.

- The expenses relate to a specific academic period, and
- The loan proceeds are disbursed within a period that begins 90 days before the start of that academic period and ends 90 days after the end of that academic period.

If neither of the above situations applies, the reasonable period of time usually is determined based on all the relevant facts and circumstances.

**Academic period.** An academic period includes a semester, trimester, quarter, or other period of study (such as a summer school session) as reasonably determined by an educational institution. In the case of an educational institution that uses credit hours or clock hours and does not have academic terms, each payment period can be treated as an academic period.

**Eligible student.** This is a student who was enrolled at least half-time in a program leading to a degree, certificate, or other recognized educational credential.

**Enrolled at least half-time.** A student was enrolled at least half-time if the student was taking at least half the normal full-time work load for his or her course of study.

The standard for what is half of the normal full-time work load is determined by each eligible educational institution. However, the standard may not be lower than any of those established by the U.S. Department of Education under the Higher Education Act of 1965.

**Related person.** You cannot deduct interest on a loan you get from a related person. Related persons include:

- Your spouse,
- Your brothers and sisters,
- Your half brothers and half sisters,
- Your ancestors (parents, grandparents, etc.),
- Your lineal descendants (children, grandchildren, etc.), and

- Certain corporations, partnerships, trusts, and exempt organizations.

**Qualified employer plan.** You cannot deduct interest on a loan made under a qualified employer plan or under a contract purchased under such a plan.

## Qualified Education Expenses

For purposes of the student loan interest deduction, these expenses are the total costs of attending an eligible educational institution, including graduate school. They include amounts paid for the following items.

- Tuition and fees.
- Room and board.
- Books, supplies, and equipment.
- Other necessary expenses (such as transportation).

The cost of room and board qualifies only to the extent that it is not more than the greater of:

- The allowance for room and board, as determined by the eligible educational institution, that was included in the cost of attendance (for federal financial aid purposes) for a particular academic period and living arrangement of the student, or
- The actual amount charged if the student is residing in housing owned or operated by the eligible educational institution.

**Eligible educational institution.** An eligible educational institution is any college, university, vocational school, or other postsecondary educational institution eligible to participate in a student aid program administered by the U.S. Department of Education. It includes virtually all accredited public, nonprofit, and proprietary (privately owned profit-making) postsecondary institutions.

Certain educational institutions located outside the United States also participate in the U.S. Department of Education's Federal Student Aid (FSA) programs.

For purposes of the student loan interest deduction, an eligible educational institution also includes an institution conducting an internship or residency program leading to a degree or certificate from an institution of higher education, a hospital, or a health care facility that offers postgraduate training.

An educational institution must meet the above criteria only during the academic period(s) for which the student loan was incurred. The deductibility of interest on the loan is not affected by the institution's subsequent loss of eligibility.



*The educational institution should be able to tell you if it is an eligible educational institution.*

## Adjustments to Qualified Education Expenses

You must reduce your qualified education expenses by the total amount paid for them with the following tax-free items.

- Employer-provided educational assistance. See [chapter 11, Employer-Provided Educational Assistance](#).

- Tax-free distribution of earnings from a Coverdell education savings account (ESA). See [Tax-Free Distributions](#) in chapter 7, *Coverdell Education Savings Account*.
- Tax-free distribution of earnings from a qualified tuition program (QTP). See [Figuring the Taxable Portion of a Distribution](#) in chapter 8, *Qualified Tuition Program*.
- U.S. savings bond interest that you exclude from income because it is used to pay qualified education expenses. See [chapter 10, Education Savings Bond Program](#).
- The tax-free part of scholarships and fellowships. See [Tax-Free Scholarships and Fellowships](#) in chapter 1, *Scholarships, Fellowships, Grants, and Tuition Reductions*.
- Veterans' educational assistance. See [Veterans' Benefits](#) in chapter 1, *Scholarships, Fellowships, Grants, and Tuition Reductions*.
- Any other nontaxable (tax-free) payments (other than gifts or inheritances) received as educational assistance.

## Include As Interest

In addition to simple interest on the loan, if all other requirements are met, the items discussed below can be student loan interest.

**Loan origination fee.** In general, this is a one-time fee charged by the lender when a loan is made. To be deductible as interest, a loan origination fee must be for the use of money rather than for property or services (such as commitment fees or processing costs) provided by the lender. A loan origination fee treated as interest accrues over the term of the loan.

Loan origination fees were not required to be reported on Form 1098-E, Student Loan Interest Statement, for loans made before September 1, 2004. If loan origination fees are not included in the amount reported on your Form 1098-E, you can use any reasonable method to allocate the loan origination fees over the term of the loan. The method shown in the example below allocates equal portions of the loan origination fee to each payment required under the terms of the loan. A method that results in the double deduction of the same portion of a loan origination fee would not be reasonable.

**Example.** In August 2004, Bill took out a student loan for \$16,000 to pay the tuition for his senior year of college. The lender charged a 3% loan origination fee (\$480) that was withheld from the funds Bill received. Bill began making payments on his student loan in 2012. Because the loan origination fee was not included in his 2012 Form 1098-E, Bill can use any reasonable method to allocate that fee over the term of the loan. Bill's loan is payable in 120 equal monthly payments. He allocates the \$480 fee equally over the total number of payments ( $\$480 \div 120 \text{ months} = \$4 \text{ per month}$ ). Bill made 7 payments in 2012, so he paid \$28 ( $\$4 \times 7$ ) of interest attributable to the loan origination fee. To determine his student loan interest deduction, he will add the \$28 to the amount of other interest reported to him on Form 1098-E.

**Capitalized interest.** This is unpaid interest on a student loan that is added by the lender to the outstanding principal balance of the loan. Capitalized interest is treated as interest for tax purposes and is deductible as payments of principal are made on the loan. No deduction for capitalized interest is allowed in a year in which no loan payments were made.

**Interest on revolving lines of credit.** This interest, which includes interest on credit card debt, is student loan interest if the borrower uses the line of credit (credit card) only to pay qualified education expenses. See [Qualified Education Expenses](#), earlier.

**Interest on refinanced student loans.** This includes interest on both:

- Consolidated loans—loans used to refinance more than one student loan of the same borrower, and
- Collapsed loans—two or more loans of the same borrower that are treated by both the lender and the borrower as one loan.



*If you refinance a qualified student loan for more than your original loan and you use the additional amount for any purpose other than qualified education expenses, you cannot deduct any interest paid on the refinanced loan.*

**Voluntary interest payments.** These are payments made on a qualified student loan during a period when interest payments are not required, such as when the borrower has been granted a deferment or the loan has not yet entered repayment status.

**Example.** The payments on Roger's student loan were scheduled to begin in June 2011, 6 months after he graduated from college. He began making payments as required. In September 2012, Roger enrolled in graduate school on a full-time basis. He applied for and was granted deferment of his loan payments while in graduate school. Wanting to pay down his student loan as much as possible, he made loan payments in October and November 2012. Even though these were voluntary (not required) payments, Roger can deduct the interest paid in October and November.

## Allocating Payments Between Interest and Principal

The allocation of payments between interest and principal for tax purposes might not be the same as the allocation shown on the Form 1098-E or other statement you receive from the lender or loan servicer. To make the allocation for tax purposes, a payment generally applies first to stated interest that remains unpaid as of the date the payment is due, second to any loan origination fees allocable to the payment, third to any capitalized interest that remains unpaid as of the date the payment is due, and fourth to the outstanding principal.

**Example.** In August 2011, Peg took out a \$10,000 student loan to pay the tuition for her senior year of college. The lender charged a 3% loan origination fee (\$300) that was withheld from the funds Peg received. The interest (5% simple) on this loan accrued while she completed her senior year and for 6 months after she graduated. At the end of that period, the lender determined the amount to be

repaid by capitalizing all accrued but unpaid interest (\$625 interest accrued from August 2011 through October 2012) and adding it to the outstanding principal balance of the loan. The loan is payable over 60 months, with a payment of \$200.51 due on the first of each month, beginning November 2012.

Peg did not receive a Form 1098-E for 2012 from her lender because the amount of interest she paid did not require the lender to issue an information return. However, she did receive an account statement from the lender that showed the following 2012 payments on her outstanding loan of \$10,625 (\$10,000 principal + \$625 accrued but unpaid interest).

Payment Date	Payment	Stated Interest	Principal
November 2012	\$200.51	\$44.27	\$156.24
December 2012	\$200.51	\$43.62	\$156.89
Totals	\$401.02	\$87.89	\$313.13

To determine the amount of interest that could be deducted on the loan for 2012, Peg starts with the total amount of stated interest she paid, \$87.89. Next, she allocates the loan origination fee over the term of the loan ( $\$300 \div 60 \text{ months} = \$5 \text{ per month}$ ). A total of \$10 (\$5 of each of the two principal payments) should be treated as interest for tax purposes. Peg then applies the unpaid capitalized interest (\$625) to the two principal payments in the order in which they were made, and determines that the remaining amount of principal of both payments is treated as interest for tax purposes. Assuming that Peg qualifies to take the student loan interest deduction, she can deduct \$401.02 (\$87.89 + \$10 + \$303.13).

For 2013, Peg will continue to allocate \$5 of the loan origination fee to the principal portion of each monthly payment she makes and treat that amount as interest for tax purposes. She also will apply the remaining amount of capitalized interest ( $\$625 - \$303.13 = \$321.87$ ) to the principal payments in the order in which they are made until the balance is zero, and treat those amounts as interest for tax purposes.

## Do Not Include As Interest

You cannot claim a student loan interest deduction for any of the following items.

- Interest you paid on a loan if, under the terms of the loan, you are not legally obligated to make interest payments.
- Loan origination fees that are payments for property or services provided by the lender, such as commitment fees or processing costs.
- Interest you paid on a loan to the extent payments were made through your participation in the National Health Service Corps Loan Repayment Program (the "NHSC Loan Repayment Program") or certain other loan repayment assistance programs. For more information, see [Student Loan Repayment Assistance](#) in chapter 5, *Student Loan Cancellations and Repayment Assistance*.

## When Must Interest Be Paid

You can deduct all interest you paid during the year on your student loan, including voluntary payments, until the loan is paid off.

## Can You Claim the Deduction

Generally, you can claim the deduction if all of the following requirements are met.

- Your filing status is any filing status except married filing separately.
- No one else is claiming an exemption for you on his or her tax return.
- You are legally obligated to pay interest on a qualified student loan.
- You paid interest on a qualified student loan.

**Claiming an exemption for you.** Another taxpayer is claiming an exemption for you if he or she lists your name and other required information on his or her Form 1040 (or Form 1040A), line 6c, or Form 1040NR, line 7c.

**Example 1.** During 2012, Josh paid \$600 interest on his qualified student loan. Only he is legally obligated to make the payments. No one claimed an exemption for Josh for 2012. Assuming all other requirements are met, Josh can deduct the \$600 of interest he paid on his 2012 Form 1040 or 1040A.

**Example 2.** During 2012, Jo paid \$1,100 interest on her qualified student loan. Only she is legally obligated to make the payments. Jo's parents claimed an exemption for her on their 2012 tax return. In this case, neither Jo nor her parents may deduct the student loan interest Jo paid in 2012.

**Interest paid by others.** If you are the person legally obligated to make interest payments and someone else makes a payment of interest on your behalf, you are treated as receiving the payments from the other person and, in turn, paying the interest.

**Example 1.** Darla obtained a qualified student loan to attend college. After Darla's graduation from college, she worked as an intern for a nonprofit organization. As part of the internship program, the nonprofit organization made an interest payment on behalf of Darla. This payment was treated as additional compensation and reported in box 1 of her Form W-2. Assuming all other qualifications are met, Darla can deduct this payment of interest on her tax return.

**Example 2.** Ethan obtained a qualified student loan to attend college. After graduating from college, the first monthly payment on his loan was due in December. As a gift, Ethan's mother made this payment for him. No one is claiming a dependency exemption for Ethan on his or her tax return. Assuming all other qualifications are met, Ethan can deduct this payment of interest on his tax return.

## No Double Benefit Allowed

You cannot deduct as interest on a student loan any amount that is an allowable deduction under any other provision of the tax law (for example, as home mortgage interest).

## Figuring the Deduction

Your student loan interest deduction for 2012 is generally the smaller of:

- \$2,500, or
- The interest you paid in 2012.

However, the amount determined above may be gradually reduced (phased out) or eliminated based on your filing status and MAGI as explained below. You can use *Worksheet 4-1. Student Loan Interest Deduction Worksheet* (at the end of this chapter) to figure both your MAGI and your deduction.

**Form 1098-E.** To help you figure your student loan interest deduction, you should receive Form 1098-E. Generally, an institution (such as a bank or governmental agency) that received interest payments of \$600 or more during 2012 on one or more qualified student loans must send Form 1098-E (or acceptable substitute) to each borrower by January 31, 2013.

For qualified student loans taken out before September 1, 2004, the institution is required to include on Form 1098-E only payments of stated interest. Other interest payments, such as certain loan origination fees and capitalized interest, may not appear on the form you receive. However, if you pay qualifying interest that is not included on Form 1098-E, you can also deduct those amounts. See [Allocating Payments Between Interest and Principal](#), earlier.

The lender may ask for a completed Form W-9S, or similar statement to obtain the borrower's name, address, and taxpayer identification number. The form may also be used by the borrower to certify that the student loan was incurred solely to pay for qualified education expenses.

## Effect of the Amount of Your Income on the Amount of Your Deduction

The amount of your student loan interest deduction is phased out (gradually reduced) if your MAGI is between \$60,000 and \$75,000 (\$125,000 and \$155,000 if you file a joint return). You cannot take a student loan interest deduction if your MAGI is \$75,000 or more (\$155,000 or more if you file a joint return).

**Modified adjusted gross income (MAGI).** For most taxpayers, MAGI is adjusted gross income (AGI) as figured on their federal income tax return before subtracting any deduction for student loan interest. However, as discussed below, there may be other modifications.

Table 4-2 shows how the amount of your MAGI can affect your student loan interest deduction.

Table 4-2. **Effect of MAGI on Student Loan Interest Deduction**

IF your filing status is...	AND your MAGI is...	THEN your student loan interest deduction is...
single, head of household, or qualifying widow(er)	not more than \$60,000	not affected by the phaseout.
	more than \$60,000 but less than \$75,000	reduced because of the phaseout.
	\$75,000 or more	eliminated by the phaseout.
married filing joint return	not more than \$125,000	not affected by the phaseout.
	more than \$125,000 but less than \$155,000	reduced because of the phaseout.
	\$155,000 or more	eliminated by the phaseout.

**MAGI when using Form 1040A.** If you file Form 1040A, your MAGI is the AGI on line 22 of that form figured without taking into account any amount on line 18 (Student loan interest deduction) and line 19 (Tuition and fees deduction).

**MAGI when using Form 1040.** If you file Form 1040, your MAGI is the AGI on line 38 of that form figured without taking into account any amount on line 33 (Student loan interest deduction), line 34 (Tuition and fees deduction), or line 35 (Domestic production activities deduction), and modified by adding back any:

1. Foreign earned income exclusion,
2. Foreign housing exclusion,
3. Foreign housing deduction,
4. Exclusion of income by bona fide residents of American Samoa, and
5. Exclusion of income by bona fide residents of Puerto Rico.

**MAGI when using Form 1040NR.** If you file Form 1040NR, your MAGI is the AGI on line 36 of that form figured without taking into account any amount on line 33 (Student loan interest deduction) and line 34 (Domestic production activities deduction).

**MAGI when using Form 1040NR-EZ.** If you file Form 1040NR-EZ, your MAGI is the AGI on line 10 of that form figured without taking into account any amount on line 9 (Student loan interest deduction).

**Phaseout.** If your MAGI is within the range of incomes where the credit must be reduced, you must figure your reduced deduction. To figure the phaseout, multiply your interest deduction (before the phaseout) by a fraction. The numerator is your MAGI minus \$60,000 (\$125,000 in the case of a joint return). The denominator is \$15,000 (\$30,000 in the case of a joint return). Subtract the result from your deduction (before the phaseout) to give you the amount you can deduct.

**Example 1.** During 2012 you paid \$800 interest on a qualified student loan. Your 2012 MAGI is \$145,000 and you are filing a joint return. You must reduce your deduction by \$533, figured as follows.

$$\$800 \times \frac{\$145,000 - \$125,000}{\$30,000} = \$533$$

Your reduced student loan interest deduction is \$267 (\$800 – \$533).

**Example 2.** The facts are the same as in *Example 1* except that you paid \$2,750 interest. Your maximum deduction for 2012 is \$2,500. You must reduce your maximum deduction by \$1,667, figured as follows.

$$\$2,500 \times \frac{\$145,000 - \$125,000}{\$30,000} = \$1,667$$

In this example, your reduced student loan interest deduction is \$833 (\$2,500 – \$1,667).

## Which Worksheet To Use

Generally, you figure the deduction using the Student Loan Interest Deduction Worksheet in the instructions for

Form 1040, Form 1040A, or Form 1040NR. However, if you are filing Form 2555, Foreign Earned Income, Form 2555-EZ, Foreign Earned Income Exclusion, or Form 4563, Exclusion of Income for Bona Fide Residents of American Samoa, or you are excluding income from sources within Puerto Rico, you must complete *Worksheet 4-1. Student Loan Interest Deduction Worksheet* at the end of this chapter.

---

## Claiming the Deduction

The student loan interest deduction is an adjustment to income. To claim the deduction, enter the allowable amount on line 33 (Form 1040), line 18 (Form 1040A), line 33 (Form 1040NR), or line 9 (Form 1040NR-EZ).

## Worksheet 4-1. Student Loan Interest Deduction Worksheet

Keep for Your Records



Use this worksheet instead of the worksheet in the Form 1040 instructions if you are filing **Form 2555, 2555-EZ, or 4563**, or you are excluding income from sources within Puerto Rico. Before using this worksheet, you must complete **Form 1040**, lines 7 through 32, plus any amount to be entered on the dotted line next to line 36.

1. Enter the total interest you paid in 2012 on qualified student loans. <b>Do not enter more than \$2,500</b> .....	1. _____
2. Enter the amount from Form 1040, line 22 .....	2. _____
3. Enter the total of the amounts from Form 1040, lines 23 through 32 .....	3. _____
4. Enter the total of any amounts entered on the dotted line next to Form 1040, line 36 .....	4. _____
5. Add lines 3 and 4 .....	5. _____
6. Subtract line 5 from line 2 .....	6. _____
7. Enter any foreign earned income exclusion and/or housing exclusion (Form 2555, line 45, or Form 2555-EZ, line 18) .....	7. _____
8. Enter any foreign housing deduction (Form 2555, line 50) .....	8. _____
9. Enter the amount of income from Puerto Rico you are excluding .....	9. _____
10. Enter the amount of income from American Samoa you are excluding (Form 4563, line 15) .....	10. _____
11. Add lines 6 through 10. This is your <b>modified adjusted gross income</b> .....	11. _____
12. Enter the amount shown below for your filing status .....	12. _____
<ul style="list-style-type: none"> <li>• Single, head of household, or qualifying widow(er)—\$60,000</li> <li>• Married filing jointly—\$125,000</li> </ul>	
13. Is the amount on line 11 more than the amount on line 12?	
<input type="checkbox"/> <b>No.</b> Skip lines 13 and 14, enter -0- on line 15, and go to line 16.	
<input type="checkbox"/> <b>Yes.</b> Subtract line 12 from line 11 .....	
14. Divide line 13 by \$15,000 (\$30,000 if married filing jointly). Enter the result as a decimal (rounded to at least three places). If the result is 1.000 or more, enter 1.000 .....	14. _____
15. Multiply line 1 by line 14 .....	15. _____
16. <b>Student loan interest deduction.</b> Subtract line 15 from line 1. Enter the result here and on Form 1040, line 33. <b>Do not</b> include this amount in figuring any other deduction on your return (such as on Schedule A, C, E, etc.) .....	16. _____

---

## 5.

---

# Student Loan Cancellations and Repayment Assistance

---

## Introduction

Generally, if you are responsible for making loan payments, and the loan is canceled (forgiven), you must include the amount that was forgiven in your gross income for tax purposes. However, if you fulfill certain requirements, two types of student loan assistance may be tax free. The types of assistance discussed in this chapter are:

- Student loan cancellation, and
  - Student loan repayment assistance.
- 

## Student Loan Cancellation

If your student loan is canceled, you may not have to include any amount in income. This section describes the requirements for tax-free treatment of canceled student loans.

### Qualifying Loans

To qualify for tax-free treatment, for the cancellation of your loan, your loan must have been made by a qualified lender to assist you in attending an eligible educational institution and contain a provision that all or part of the debt will be canceled if you work:

- For a certain period of time,
- In certain professions, and
- For any of a broad class of employers.



*The cancellation of your loan will not qualify for tax-free treatment if it is cancelled because of services you performed for the educational institution that made the loan or other organization that provided the funds. See [Exception](#), later.*

**Eligible educational institution.** This is an educational institution that maintains a regular faculty and curriculum and normally has a regularly enrolled body of students in attendance at the place where it carries on its educational activities.

**Qualified lenders.** These include the following.

1. The United States, or an instrumentality thereof.
2. A state, territory, or possession of the United States, or the District of Columbia, or any political subdivision thereof.

3. A public benefit corporation that is tax-exempt under section 501(c)(3); and that has assumed control of a state, county, or municipal hospital; and whose employees are considered public employees under state law.
4. An eligible educational institution, if the loan is made:
  - a. As part of an agreement with an entity described in (1), (2), (3) under which the funds to make the loan were provided to the educational institution, or
  - b. Under a program of the educational institution that is designed to encourage its students to serve in occupations with unmet needs or in areas with unmet needs where the services provided by the students (or former students) are for or under the direction of a governmental unit or a tax-exempt section 501(c)(3) organization.

Occupations with unmet needs include medicine, nursing, teaching, and law.

**Section 501(c)(3) organization.** This is any corporation, community chest, fund, or foundation organized and operated exclusively for one or more of the following purposes.

- Charitable.
- Religious.
- Educational.
- Scientific.
- Literary.
- Testing for public safety.
- Fostering national or international amateur sports competition (but only if none of its activities involve providing athletic facilities or equipment).
- The prevention of cruelty to children or animals.

**Exception.** The cancellation of your loan does not qualify as tax-free student loan cancellation if your student loan was made by an educational institution and is canceled because of services you performed for the educational institution or other organization that provided the funds.

### Refinanced Loan

If you refinanced a student loan with another loan from an eligible educational institution or a tax-exempt organization, that loan may also be considered as made by a qualified lender. The refinanced loan is considered made by a qualified lender if it is made under a program of the refinancing organization that is designed to encourage students to serve in occupations with unmet needs or in areas with unmet needs where the services required of the students are for or under the direction of a governmental unit or a tax-exempt section 501(c)(3) organization.

## Student Loan Repayment Assistance

Student loan repayments made to you are tax free if you received them for any of the following:

- The National Health Service Corps (NHSC) Loan Repayment Program (NHSC Loan Repayment Program).
- A state education loan repayment program eligible for funds under the Public Health Service Act.
- Any other state loan repayment or loan forgiveness program that is intended to provide for the increased availability of health services in under served or health professional shortage areas (as determined by such state).



*You cannot deduct the interest you paid on a student loan to the extent payments were made through your participation in the above programs.*

## 6.

## Tuition and Fees Deduction

### Introduction

You may be able to deduct qualified education expenses paid during the year for yourself, your spouse, or your dependent(s). You cannot claim this deduction if your filing status is married filing separately or if another person can claim an exemption for you as a dependent on his or her tax return. The qualified expenses must be for higher education, as explained later under [Qualified Education Expenses](#).

**What is the tax benefit of the tuition and fees deduction.** The tuition and fees deduction can reduce the amount of your income subject to tax by up to \$4,000.

This deduction is taken as an adjustment to income. This means you can claim this deduction even if you do not itemize deductions on Schedule A (Form 1040). This deduction may be beneficial to you if you do not qualify for the American opportunity or lifetime learning credits.



*You can choose the education benefit that will give you the lowest tax. You may want to compare the tuition and fees deduction to the education credits. See [chapter 2, American Opportunity Credit](#) and [chapter 3, Lifetime Learning Credit](#) for more information on the education credits.*

[Table 6-1. Tuition and Fees Deduction at a Glance](#) summarizes the features of the tuition and fees deduction.

## Can You Claim the Deduction

The following rules will help you determine if you can claim the tuition and fees deduction.

### Who Can Claim the Deduction

Generally, you can claim the tuition and fees deduction if all three of the following requirements are met.

1. You pay qualified education expenses of higher education.
2. You pay the education expenses for an eligible student.
3. The eligible student is yourself, your spouse, or your dependent for whom you claim an exemption on your tax return.

The term “qualified education expenses” is defined later under [Qualified Education Expenses](#). “Eligible student” is defined later under [Who Is an Eligible Student](#). For more information on claiming the deduction for a dependent, see [Who Can Claim a Dependent's Expenses](#), later.

Table 6-1. **Tuition and Fees Deduction at a Glance**

*Do not rely on this table alone. Refer to the text for complete details.*

Question	Answer
What is the maximum benefit?	You can reduce your income subject to tax by up to \$4,000.
What is the limit on modified adjusted gross income (MAGI)?	\$160,000 if married filing a joint return; \$80,000 if single, head of household, or qualifying widow(er).
Where is the deduction taken?	As an adjustment to income on Form 1040 or Form 1040A.
For whom must the expenses be paid?	A student enrolled in an eligible educational institution who is either: <ul style="list-style-type: none"><li>• you,</li><li>• your spouse, or</li><li>• your dependent for whom you claim an exemption.</li></ul>
What tuition and fees are deductible?	Tuition and fees required for enrollment or attendance at an eligible postsecondary educational institution, but not including personal, living, or family expenses, such as room and board.

### Who Cannot Claim the Deduction

You cannot claim the tuition and fees deduction if any of the following apply.

- Your filing status is married filing separately.
- Another person can claim an exemption for you as a dependent on his or her tax return. You cannot take the deduction even if the other person does not actually claim that exemption.

- Your modified adjusted gross income (MAGI) is more than \$80,000 (\$160,000 if filing a joint return).
- You (or your spouse) were a nonresident alien for any part of 2012 and the nonresident alien did not elect to be treated as a resident alien for tax purposes. More information on nonresident aliens can be found in Publication 519.

## What Expenses Qualify

The tuition and fees deduction is based on qualified education expenses you pay for yourself, your spouse, or a dependent for whom you claim an exemption on your tax return. Generally, the deduction is allowed for qualified education expenses paid in 2012 in connection with enrollment at an institution of higher education during 2012 or for an academic period beginning in 2012 or in the first 3 months of 2013.

For example, if you paid \$1,500 in December 2012 for qualified tuition for the spring 2013 semester beginning in January 2013, you may be able to use that \$1,500 in figuring your 2012 deduction.

**Academic period.** An academic period includes a semester, trimester, quarter, or other period of study (such as a summer school session) as reasonably determined by an educational institution. In the case of an educational institution that uses credit hours or clock hours and does not have academic terms, each payment period can be treated as an academic period.

**Paid with borrowed funds.** You can claim a tuition and fees deduction for qualified education expenses paid with the proceeds of a loan. Use the expenses to figure the deduction for the year in which the expenses are paid, not the year in which the loan is repaid. Treat loan payments sent directly to the educational institution as paid on the date the institution credits the student's account.

**Student withdraws from class(es).** You can claim a tuition and fees deduction for qualified education expenses not refunded when a student withdraws.

## Qualified Education Expenses

For purposes of the tuition and fees deduction, qualified education expenses are tuition and certain related expenses required for enrollment or attendance at an eligible educational institution.

**Eligible educational institution.** An eligible educational institution is any college, university, vocational school, or other postsecondary educational institution eligible to participate in a student aid program administered by the U.S. Department of Education. It includes virtually all accredited public, nonprofit, and proprietary (privately owned profit-making) postsecondary institutions. The educational institution should be able to tell you if it is an eligible educational institution.

Certain educational institutions located outside the United States also participate in the U.S. Department of Education's Federal Student Aid (FSA) programs.

**Related expenses.** Student-activity fees and expenses for course-related books, supplies, and equipment are included in qualified education expenses only if the fees

and expenses must be paid to the institution as a condition of enrollment or attendance.

**Prepaid expenses.** Qualified education expenses paid in 2012 for an academic period that begins in the first three months of 2013 can be used in figuring an education credit for 2012 only. See [Academic period](#), earlier. For example, you pay \$2,000 in December 2012 for qualified tuition for the 2013 winter quarter that begins in January 2013, you can use that \$2,000 in figuring an education credit for 2012 only (if you meet all the other requirements).



*You cannot use any amount you paid in 2011 or 2013 to figure the qualified education expenses you use to figure your 2012 education credit(s).*

In the following examples, assume that each student is an eligible student and each college or university an eligible educational institution.

**Example 1.** Jackson is a sophomore in University V's degree program in dentistry. This year, in addition to tuition, he is required to pay a fee to the university for the rental of the dental equipment he will use in this program. Because the equipment rental fee must be paid to University V for enrollment and attendance, Jackson's equipment rental fee is a qualified education expense.

**Example 2.** Donna and Charles, both first-year students at College W, are required to have certain books and other reading materials to use in their mandatory first-year classes. The college has no policy about how students should obtain these materials, but any student who purchases them from College W's bookstore will receive a bill directly from the college. Charles bought his books from a friend, so what he paid for them is not a qualified education expense. Donna bought hers at College W's bookstore. Although Donna paid College W directly for her first-year books and materials, her payment is not a qualified education expense because the books and materials are not required to be purchased from College W for enrollment or attendance at the institution.

**Example 3.** When Marci enrolled at College X for her freshman year, she had to pay a separate student activity fee in addition to her tuition. This activity fee is required of all students, and is used solely to fund on-campus organizations and activities run by students, such as the student newspaper and the student government. No portion of the fee covers personal expenses. Although labeled as a student activity fee, the fee is required for Marci's enrollment and attendance at College X. Therefore, it is a qualified expense.

## No Double Benefit Allowed

You cannot do any of the following.

- Deduct qualified education expenses you deduct under any other provision of the law, for example, as a business expense.
- Deduct qualified education expenses for a student on your income tax return if you or anyone else claims an American opportunity or lifetime learning credit for that same student in the same year.
- Deduct qualified education expenses that have been used to figure the tax-free portion of a distribution from

a Coverdell education savings account (ESA) or a qualified tuition program (QTP). For a QTP, this applies only to the amount of tax-free earnings that were distributed, not to the recovery of contributions to the program. See [Coordination With Tuition and Fees Deduction](#) in chapter 8, *Qualified Tuition Program*, later.

- Deduct qualified education expenses that have been paid with tax-free interest on U.S. savings bonds (Form 8815). See [Figuring the Tax-Free Amount](#) in chapter 10, *Education Savings Bond Program*, later.
- Deduct qualified education expenses that have been paid with tax-free educational assistance, such as a scholarship, grant, or assistance provided by an employer. See the following section on *Adjustments to Qualified Education Expenses*.

## Adjustments to Qualified Education Expenses

For each student, reduce the qualified education expenses paid by or on behalf of that student under the following rules. The result is the amount of adjusted qualified education expenses for each student. You must also reduce qualified education expenses by the other amounts referred to in [No Double Benefit Allowed](#), earlier.

**Tax-free educational assistance.** For tax-free educational assistance received in 2012, reduce the qualified educational expenses for each academic period by the amount of tax-free educational assistance allocable to that academic period. See [Academic period](#), earlier.

Some tax-free educational assistance received after 2012 may be treated as a refund of qualified education expenses paid in 2012. This tax-free educational assistance is any tax-free educational assistance received by you or anyone else after 2012 for qualified education expenses paid on behalf of a student in 2012 (or attributable to enrollment at an eligible educational institution during 2012).

If this tax-free educational assistance is received after 2012 but before you file your 2012 income tax return, see [Refunds received after 2012 but before your income tax return is filed](#), later. If this tax-free educational assistance is received after 2012 and after you file your 2012 income tax return, see [Refunds received after 2012 and after your income tax return is filed](#), later.

This tax-free education assistance includes:

- The tax-free part of scholarships and fellowships (see [Tax-Free Scholarships and Fellowships](#) in chapter 1, *Scholarships, Fellowships, Grants, and Tuition Reductions*),
- Pell grants (see [Pell Grants and Other Title IV Need-Based Education Grants](#) in chapter 1, *Scholarships, Fellowships, Grants, and Tuition Reductions*),
- Employer-provided educational assistance (see [chapter 11, Employer-Provided Educational Assistance](#)),
- Veterans' educational assistance (see [Veterans' Benefits](#) in chapter 1, *Scholarships, Fellowships, Grants, and Tuition Reductions*), and
- Any other nontaxable (tax-free) payments (other than gifts or inheritances) received as educational assistance.

Generally, any scholarship or fellowship is treated as tax free. However, a scholarship or fellowship is not treated as tax free to the extent the student includes it in

gross income (if the student is required to file a tax return for the year the scholarship or fellowship is received) and either of the following is true.

- The scholarship or fellowship (or any part of it) **must** be applied (by its terms) to expenses (such as room and board) other than qualified education expenses as defined in [Qualified education expenses](#) in chapter 1, *Scholarships, Fellowships, Grants, and Tuition Reductions*.
- The scholarship or fellowship (or any part of it) **may** be applied (by its terms) to expenses (such as room and board) other than qualified education expenses as defined in [Qualified education expenses](#) in chapter 1, *Scholarships, Fellowships, Grants, and Tuition Reductions*.



*You may be able to increase the combined value of an education credit and certain educational assistance if the student includes some or all of the educational assistance in income in the year it is received. For details, see Adjustments to Qualified Education Expenses in chapters 2 and 3.*

**Refunds.** A refund of qualified education expenses may reduce adjusted qualified education expenses for the tax year or require repayment (recapture) of a credit claimed in an earlier year. Some tax-free educational assistance received after 2012 may be treated as a refund. See [Tax-free educational assistance](#), earlier.

**Refunds received in 2012.** For each student, figure the adjusted qualified education expenses for 2012 by adding all the qualified education expenses for 2012 and subtracting any refunds of those expenses received from the eligible educational institution during 2012.

**Refunds received after 2012 but before your income tax return is filed.** If anyone receives a refund after 2012 of qualified education expenses paid on behalf of a student in 2012 and the refund is paid before you file an income tax return for 2012, the amount of qualified education expenses for 2012 is reduced by the amount of the refund.

**Refunds received after 2012 and after your income tax return is filed.** If anyone receives a refund after 2012 of qualified education expenses paid on behalf of a student in 2012 and the refund is paid after you file an income tax return for 2012, you may need to repay some or all of the credit. See [Credit Recapture](#), later.

**Coordination with Coverdell education savings accounts and qualified tuition programs.** Reduce your qualified education expenses by any qualified education expenses used to figure the exclusion from gross income of (a) interest received under an education savings bond program, or (b) any distribution from a Coverdell education savings account or qualified tuition program (QTP). For a QTP, this applies only to the amount of tax-free earnings that were distributed, not to the recovery of contributions to the program.

**Credit Recapture.** If any tax-free educational assistance for the qualified education expenses paid in 2012 or any refund of your qualified education expenses paid in 2012 is received after you file your 2012 income tax return, you must recapture (repay) any excess credit. You do this by refiguring the amount of your adjusted qualified education expenses for 2012 by reducing that amount by the amount

of the refund or tax-free educational assistance. You then refigure your education credit(s) for 2012 and figure the amount by which your 2012 tax liability would have increased if you had claimed the refigured credit(s). Include that amount as an additional tax for the year the refund or tax-free assistance was received.

**Example.** You paid \$3,500 of qualified education expenses in December 2012, and your child began college in January 2013. You claimed \$3,500 as the tuition and fees deduction on your 2012 income tax return. The reduction reduced your taxable income by \$3,500. Also, you claimed no tax credits in 2012. Your child withdrew from two classes and you received a refund of \$2,000 in 2013 after you filed your 2012 tax return. Refigure your 2012 tuition and fees deduction using \$1,500 of qualified education expense instead of the \$3,500. The refigured tuition and fees deduction is \$1,500. Do not file an amended 2012 tax return to account for this adjustment. Instead, include the difference of \$2,000 (but only to the extent this difference would have increased your 2012 tax) on the "Other income" line of your 2013 Form 1040. You cannot file Form 1040A for 2013.

**Amounts that do not reduce qualified education expenses.** Do not reduce qualified education expenses by amounts paid with funds the student receives as:

- Payment for services, such as wages,
- A loan,
- A gift,
- An inheritance, or
- A withdrawal from the student's personal savings.

Do not reduce the qualified education expenses by any scholarship or fellowship reported as income on the student's tax return in the following situations.

- The use of the money is restricted, by the terms of the scholarship or fellowship, to costs of attendance (such as room and board) other than qualified education expenses as defined in [Qualified Education Expenses](#) in *chapter 1, Scholarships, Fellowships, Grants, and Tuition Restrictions*.
- The use of the money is not restricted.

**Example 1.** In 2012, Jackie paid \$3,000 for tuition and \$5,000 for room and board at University X. The university did not require her to pay any fees in addition to her tuition in order to enroll in or attend classes. To help pay these costs, she was awarded a \$2,000 scholarship and a \$4,000 student loan. The terms of the scholarship state that it can be used to pay any of Jackie's college expenses.

University X applies the \$2,000 scholarship against Jackie's \$8,000 total bill, and Jackie pays the \$6,000 balance of her bill from University X with a combination of her student loan and her savings. Jackie does not report any portion of the scholarship as income on her tax return.

In figuring the tuition and fees deduction, Jackie must reduce her qualified education expenses by the amount of the scholarship (\$2,000) because she excluded the entire scholarship from her income. The student loan is not tax-free educational assistance, so she does not need to reduce her qualified expenses by any part of the loan proceeds. Jackie is treated as having paid \$1,000 in qualified

education expenses (\$3,000 tuition – \$2,000 scholarship) in 2012.

**Example 2.** The facts are the same as in *Example 1*, except that Jackie reports her entire scholarship as income on her tax return. Because Jackie reported the entire \$2,000 scholarship in her income, she does not need to reduce her qualified education expenses. Jackie is treated as having paid \$3,000 in qualified education expenses.

## Expenses That Do Not Qualify

Qualified education expenses do not include amounts paid for:

- Insurance,
- Medical expenses (including student health fees),
- Room and board,
- Transportation, or
- Similar personal, living, or family expenses.

This is true even if the amount must be paid to the institution as a condition of enrollment or attendance.

### Sports, games, hobbies, and noncredit courses.

Qualified education expenses generally do not include expenses that relate to any course of instruction or other education that involves sports, games or hobbies, or any noncredit course. However, if the course of instruction or other education is part of the student's degree program, these expenses can qualify.

**Comprehensive or bundled fees.** Some eligible educational institutions combine all of their fees for an academic period into one amount. If you do not receive, or do not have access to, an allocation showing how much you paid for qualified education expenses and how much you paid for personal expenses, such as those listed above, contact the institution. The institution is required to make this allocation and provide you with the amount you paid (or were billed) for qualified education expenses on Form 1098-T. See [Figuring the Deduction](#), later, for more information about Form 1098-T.

---

## Who Is an Eligible Student

For purposes of the tuition and fees deduction, an eligible student is a student who is enrolled in one or more courses at an eligible educational institution (as defined under [Qualified Education Expenses](#), earlier).

---

## Who Can Claim a Dependent's Expenses

Generally, in order to claim the tuition and fees deduction for qualified education expenses for a dependent, you must:

1. Have paid the expenses, and
2. Claim an exemption for the student as a dependent.

For you to be able to deduct qualified education expenses for your dependent, you must claim an exemption for that individual. You do this by listing your dependent's name and other required information on Form 1040 (or Form 1040A), line 6c.

IF your dependent is an eligible student and you...	AND...	THEN...
claim an exemption for your dependent	you paid all qualified education expenses for your dependent	only you can deduct the qualified education expenses that you paid. Your dependent cannot take a deduction.
claim an exemption for your dependent	your dependent paid all qualified education expenses	no one is allowed to take a deduction.
do not claim an exemption for your dependent	you paid all qualified education expenses	no one is allowed to take a deduction.
do not claim an exemption for your dependent	your dependent paid all qualified education expenses	no one is allowed to take a deduction.

**Expenses paid by dependent.** If your dependent pays qualified education expenses, no one can take a tuition and fees deduction for those expenses. Neither you nor your dependent can deduct the expenses. For purposes of the tuition and fees deduction, you are not treated as paying any expenses actually paid by a dependent for whom you or anyone other than the dependent can claim an exemption. This rule applies even if you do not claim an exemption for your dependent on your tax return.

**Expenses paid by you.** If you claim an exemption for a dependent who is an eligible student, only you can include any expenses you paid when figuring your tuition and fees deduction.

**Expenses paid under divorce decree.** Qualified education expenses paid directly to an eligible educational institution for a student under a court-approved divorce decree are treated as paid by the student. Only the student would be eligible to take a tuition and fees deduction for that payment, and then only if no one else could claim an exemption for the student.

**Expenses paid by others.** Someone other than you, your spouse, or your dependent (such as a relative or former spouse) may make a payment directly to an eligible educational institution to pay for an eligible student's qualified education expenses. In this case, the student is treated as receiving the payment from the other person and, in turn, paying the institution. If you claim, or can claim, an exemption on your tax return for the student, you are not considered to have paid the expenses and you cannot deduct them. If the student is not a dependent, only the student can deduct payments made directly to the institution

for his or her expenses. If the student is your dependent, no one can deduct the payments.

**Example.** In 2012, Ms. Baker makes a payment directly to an eligible educational institution for her grandson Dan's qualified education expenses. For purposes of deducting tuition and fees, Dan is treated as receiving the money from his grandmother and, in turn, paying his own qualified education expenses.

If an exemption cannot be claimed for Dan on anyone else's tax return, only Dan can claim a tuition and fees deduction for his grandmother's payment. If someone else can claim an exemption for Dan, no one will be allowed a deduction for Ms. Baker's payment.

**Tuition reduction.** When an eligible educational institution provides a reduction in tuition to an employee of the institution (or spouse or dependent child of an employee), the amount of the reduction may or may not be taxable. If it is taxable, the employee is treated as receiving a payment of that amount and, in turn, paying it to the educational institution on behalf of the student. For more information on tuition reductions, see [Qualified Tuition Reduction](#), in *chapter 1, Scholarships, Fellowships, Grants, and Tuition Reductions*.

## Figuring the Deduction

The maximum tuition and fees deduction in 2012 is \$4,000, \$2,000, or \$0, depending on the amount of your MAGI. See [Effect of the Amount of Your Income on the Amount of Your Deduction](#), later.

**Form 1098-T.** To help you figure your tuition and fees deduction, the student should receive Form 1098-T (see [Appendix A](#) for a completed example of Form 1098-T). Generally, an eligible educational institution (such as a college or university) must send Form 1098-T (or acceptable substitute) to each enrolled student by January 31, 2013. An institution may choose to report either payments received (box 1), or amounts billed (box 2), for qualified education expenses. However, the amount in boxes 1 and 2 of Form 1098-T might be different than what you paid. When figuring the deduction, use only the amounts you paid in 2012 for qualified education expenses.

In addition, Form 1098-T should give other information for that institution, such as adjustments made for prior years, the amount of scholarships or grants, reimbursements or refunds, and whether the student was enrolled at least half-time or was a graduate student.

The eligible educational institution may ask for a completed Form W-9S or similar statement to obtain the student's name, address, and taxpayer identification number.

## Effect of the Amount of Your Income on the Amount of Your Deduction

If your MAGI is not more than \$65,000 (\$130,000 if you are married filing jointly), your maximum tuition and fees deduction is \$4,000. If your MAGI is larger than \$65,000 (\$130,000 if you are married filing jointly), but is not more than \$80,000 (\$160,000 if you are married filing jointly), your maximum deduction is \$2,000. No tuition and fees deduction is allowed if your MAGI is larger than \$80,000 (\$160,000 if you are married filing jointly).

**Modified adjusted gross income (MAGI).** For most taxpayers, MAGI is adjusted gross income (AGI) as figured on their federal income tax return before subtracting any deduction for tuition and fees. However, as discussed below, there may be other modifications.

**MAGI when using Form 1040A.** If you file Form 1040A, your MAGI is the AGI on line 22 of that form, figured without taking into account any amount on line 19 (Tuition and fees).

**MAGI when using Form 1040.** If you file Form 1040, your MAGI is the AGI on line 38 of that form, figured without taking into account any amount on line 34 (Tuition and fees) or line 35 (Domestic production activities deduction), and modified by adding back any:

1. Foreign earned income exclusion,
2. Foreign housing exclusion,
3. Foreign housing deduction,
4. Exclusion of income by bona fide residents of American Samoa, and
5. Exclusion of income by bona fide residents of Puerto Rico.

Table 6-2 shows how the amount of your MAGI can affect your tuition and fees deduction.

You can use [Worksheet 6-1. MAGI for the Tuition and Fees Deduction](#), later, to figure your MAGI.

**Table 6-2. Effect of MAGI on Maximum Tuition and Fees Deduction**

IF your filing status is...	AND your MAGI is...	THEN your maximum tuition and fees deduction is...
single, head of household, or qualifying widow(er)	not more than \$65,000	\$4,000.
	more than \$65,000 but not more than \$80,000	\$2,000.
	more than \$80,000	\$0.
married filing joint return	not more than \$130,000	\$4,000.
	more than \$130,000 but not more than \$160,000	\$2,000.
	more than \$160,000	\$0.

## Claiming the Deduction

You claim a tuition and fees deduction by completing Form 8917 and submitting it with your Form 1040 or Form 1040A. Enter the deduction on Form 1040, line 34, or Form 1040A, line 19. A filled-in [Form 8917](#) is shown at the end of this chapter.

## Illustrated Example

Tim Pfister, a single taxpayer, enrolled full-time at a local college to earn a degree in engineering. This is the first year of his postsecondary education. During 2012, he paid \$3,600 for his qualified 2012 tuition expense. Both he and the college meet all of the requirements for the tuition and fees deduction. Tim's total income (Form 1040, line 22) and MAGI are \$26,000. He figures his deduction of \$3,600 as shown on [Form 8917](#), later.

## Worksheet 6-1. MAGI for the Tuition and Fees Deduction

Keep for Your Records



Use this worksheet if you are filing **Form 2555**, **2555-EZ**, or **4563**, or you are excluding income from sources within Puerto Rico. Before using this worksheet, you must complete **Form 1040**, lines 7 through 33, and figure any amount to be entered on the dotted line next to line 36.

1. Enter the amount from Form 1040, line 22 .....	1. _____
2. Enter the total from Form 1040, lines 23 through 33 .....	2. _____
3. Enter the total of any amounts entered on the dotted line next to Form 1040, line 36 .....	3. _____
4. Add lines 2 and 3 .....	4. _____
5. Subtract line 4 from line 1 .....	5. _____
6. Enter your foreign earned income exclusion and/or housing exclusion (Form 2555, line 45, or Form 2555-EZ, line 18) .....	6. _____
7. Enter your foreign housing deduction (Form 2555, line 50) .....	7. _____
8. Enter the amount of income from Puerto Rico you are excluding .....	8. _____
9. Enter the amount of income from American Samoa you are excluding (Form 4563, line 15) .....	9. _____
10. Add lines 5 through 9. This is your <b>modified adjusted gross income</b> .....	10. _____

**Note.** If the amount on line 10 is more than \$80,000 (\$160,000 if married filing jointly), you cannot take the deduction for tuition and fees.

**Tuition and Fees Deduction**  
**See Instructions.**  
**Attach to Form 1040 or Form 1040A.**  
Instructions and more are at [www.irs.gov/form8917](http://www.irs.gov/form8917)

OMB No. 1545-0074

**2012**  
Attachment  
Sequence No. **60**

Name(s) shown on return

Tim Pfister

Your social security number

000-00-5432



**You cannot take both an education credit from Form 8863 and the tuition and fees deduction from this form for the same student for the same tax year.**

**Before you begin:**

- ✓ To see if you qualify for this deduction, see *Who Can Take the Deduction* in the instructions below.
- ✓ If you file Form 1040, figure any write-in adjustments to be entered on the dotted line next to Form 1040, line 36. See the 2012 Form 1040 instructions for line 36.

1	(a) Student's name (as shown on page 1 of your tax return)	(b) Student's social security number (as shown on page 1 of your tax return)	(c) Adjusted qualified expenses (see instructions)
	First name                      Last name		
	Tim                                  Pfister	000-00-5432	3,600
2	Add the amounts on line 1, column (c), and enter the total . . . . .		3,600
3	Enter the amount from Form 1040, line 22, or Form 1040A, line 15	3      26,000	
4	Enter the total from either: • Form 1040, lines 23 through 33, plus any write-in adjustments entered on the dotted line next to Form 1040, line 36, <b>or</b> • Form 1040A, lines 16 through 18. . . . .	4      0	
5	Subtract line 4 from line 3.* If the result is more than \$80,000 (\$160,000 if married filing jointly), <b>stop</b> ; you cannot take the deduction for tuition and fees . . . . .		5      26,000
*If you are filing Form 2555, 2555-EZ, or 4563, or you are excluding income from Puerto Rico, see <i>Effect of the Amount of Your Income on the Amount of Your Deduction</i> in Pub. 970, chapter 6, to figure the amount to enter on line 5.			
6	<b>Tuition and fees deduction.</b> Is the amount on line 5 more than \$65,000 (\$130,000 if married filing jointly)? <input type="checkbox"/> <b>Yes.</b> Enter the smaller of line 2, or \$2,000. <input checked="" type="checkbox"/> <b>No.</b> Enter the smaller of line 2, or \$4,000. <b>Also enter</b> this amount on Form 1040, line 34, or Form 1040A, line 19.		6      3,600

## 7.

# Coverdell Education Savings Account (ESA)

## Introduction

If your modified adjusted gross income (MAGI) is less than \$110,000 (\$220,000 if filing a joint return), you may be able to establish a Coverdell ESA to finance the qualified education expenses of a designated beneficiary. For most taxpayers, MAGI is the adjusted gross income as figured on their federal income tax return.

There is no limit on the number of separate Coverdell ESAs that can be established for a designated beneficiary. However, total contributions for the beneficiary in any year cannot be more than \$2,000, no matter how many accounts have been established. See [Contributions](#), later.



*This benefit applies not only to higher education expenses, but also to elementary and secondary education expenses.*

**What is the tax benefit of the Coverdell ESA.** Contributions to a Coverdell ESA are not deductible, but amounts deposited in the account grow tax free until distributed.

If, for a year, distributions from an account are not more than a designated beneficiary's qualified education expenses at an eligible educational institution, the beneficiary will not owe tax on the distributions. See [Tax-Free Distributions](#), later.

Table 7-1 summarizes the main features of the Coverdell ESA.

Table 7-1. **Coverdell ESA at a Glance**

*Do not rely on this table alone. It provides only general highlights. See the text for definitions of terms in bold type and for more complete explanations.*

Question	Answer
What is a Coverdell ESA?	A savings account that is set up to pay the qualified education expenses of a designated beneficiary.
Where can it be established?	It can be opened in the United States at any bank or other IRS-approved entity that offers Coverdell ESAs.
Who can have a Coverdell ESA?	Any beneficiary who is under age 18 or is a special needs beneficiary.
Who can contribute to a Coverdell ESA?	Generally, any individual (including the beneficiary) whose modified adjusted gross income for the year is less than \$110,000 (\$220,000 in the case of a joint return).
Are distributions tax free?	Yes, if the distributions are not more than the beneficiary's adjusted qualified education expenses for the year.

## What Is a Coverdell ESA

A Coverdell ESA is a trust or custodial account created or organized in the United States only for the purpose of paying the qualified education expenses of the [Designated beneficiary](#) (defined later) of the account.

When the account is established, the designated beneficiary must be under age 18 or a special needs beneficiary.

To be treated as a Coverdell ESA, the account must be designated as a Coverdell ESA when it is created.

The document creating and governing the account must be in writing and must satisfy the following requirements.

1. The trustee or custodian must be a bank or an entity approved by the IRS.
2. The document must provide that the trustee or custodian can only accept a contribution that meets all of the following conditions.
  - a. The contribution is in cash.
  - b. The contribution is made before the beneficiary reaches age 18, unless the beneficiary is a special needs beneficiary.
  - c. The contribution would not result in total contributions for the year (not including rollover contributions) being more than \$2,000.
3. Money in the account cannot be invested in life insurance contracts.
4. Money in the account cannot be combined with other property except in a common trust fund or common investment fund.

5. The balance in the account generally must be distributed within 30 days after the earlier of the following events.
  - a. The beneficiary reaches age 30, unless the beneficiary is a special needs beneficiary.
  - b. The beneficiary's death.

## Qualified Education Expenses

Generally, these are expenses required for the enrollment or attendance of the designated beneficiary at an eligible educational institution. For purposes of Coverdell ESAs, the expenses can be either qualified higher education expenses or qualified elementary and secondary education expenses.

**Designated beneficiary.** This is the individual named in the document creating the trust or custodial account to receive the benefit of the funds in the account.

**Contributions to a qualified tuition program (QTP).** A contribution to a QTP is a qualified education expense if the contribution is on behalf of the designated beneficiary of the Coverdell ESA. In the case of a change in beneficiary, this is a qualified expense only if the new beneficiary is a family member of that designated beneficiary. See [chapter 8, Qualified Tuition Program](#).

## Eligible Educational Institution

For purposes of Coverdell ESAs, an eligible educational institution can be either an eligible postsecondary school or an eligible elementary or secondary school.

**Eligible postsecondary school.** This is any college, university, vocational school, or other postsecondary educational institution eligible to participate in a student aid program administered by the U.S. Department of Education. It includes virtually all accredited public, nonprofit, and proprietary (privately owned profit-making) postsecondary institutions. The educational institution should be able to tell you if it is an eligible educational institution.

Certain educational institutions located outside the United States also participate in the U.S. Department of Education's Federal Student Aid (FSA) programs.

**Eligible elementary or secondary school.** This is any public, private, or religious school that provides elementary or secondary education (kindergarten through grade 12), as determined under state law.

## Qualified Higher Education Expenses

These are expenses related to enrollment or attendance at an eligible postsecondary school. As shown in the following list, to be qualified, some of the expenses must be required by the school and some must be incurred by students who are enrolled at least half-time.

1. The following expenses must be required for enrollment or attendance of a designated beneficiary at an eligible postsecondary school.
  - a. Tuition and fees.
  - b. Books, supplies, and equipment.

2. Expenses for special needs services needed by a special needs beneficiary must be incurred in connection with enrollment or attendance at an eligible postsecondary school.
3. Expenses for room and board must be incurred by students who are enrolled at least half-time (defined below).

The expense for room and board qualifies only to the extent that it is not more than the greater of the following two amounts.

- a. The allowance for room and board, as determined by the school, that was included in the cost of attendance (for federal financial aid purposes) for a particular academic period and living arrangement of the student.
- b. The actual amount charged if the student is residing in housing owned or operated by the school.

**Half-time student.** A student is enrolled "at least half-time" if he or she is enrolled for at least half the full-time academic work load for the course of study the student is pursuing, as determined under the standards of the school where the student is enrolled.

## Qualified Elementary and Secondary Education Expenses

These are expenses related to enrollment or attendance at an eligible elementary or secondary school. As shown in the following list, to be qualified, some of the expenses must be required or provided by the school. There are special rules for computer-related expenses.

1. The following expenses must be incurred by a designated beneficiary in connection with enrollment or attendance at an eligible elementary or secondary school.
  - a. Tuition and fees.
  - b. Books, supplies, and equipment.
  - c. Academic tutoring.
  - d. Special needs services for a special needs beneficiary.
2. The following expenses must be required or provided by an eligible elementary or secondary school in connection with attendance or enrollment at the school.
  - a. Room and board.
  - b. Uniforms.
  - c. Transportation.
  - d. Supplementary items and services (including extended day programs).
3. The purchase of computer technology, equipment, or Internet access and related services is a qualified elementary and secondary education expense if it is to be used by the beneficiary and the beneficiary's family during any of the years the beneficiary is in elementary or secondary school. (This does not include expenses for computer software designed for sports, games, or hobbies unless the software is predominantly educational in nature.)

## Contributions

Any individual (including the designated beneficiary) can contribute to a Coverdell ESA if the individual's MAGI (defined later under [Contribution Limits](#)) for the year is less than \$110,000. For individuals filing joint returns, that amount is \$220,000.

Organizations, such as corporations and trusts, can also contribute to Coverdell ESAs. There is no requirement that an organization's income be below a certain level.

Contributions must meet all of the following requirements.

1. They must be in cash.
2. They cannot be made after the beneficiary reaches age 18, unless the beneficiary is a special needs beneficiary.
3. They must be made by the due date of the contributor's tax return (not including extensions).

Contributions can be made to one or several Coverdell ESAs for the same designated beneficiary provided that the total contributions are not more than the contribution limits (defined later) for a year.

Contributions can be made, without penalty, to both a Coverdell ESA and a QTP in the same year for the same beneficiary.

Table 7-2 summarizes many of the features of contributing to a Coverdell ESA.

**When contributions considered made.** Contributions made to a Coverdell ESA for the preceding tax year are considered to have been made on the last day of the preceding year. They must be made by the due date (not including extensions) for filing your return for the preceding year.

For example, if you make a contribution to a Coverdell ESA in February 2013, and you designate it as a contribution for 2012, you are considered to have made that contribution on December 31, 2012.

## Contribution Limits

There are two yearly limits:

1. One on the total amount that can be contributed for each designated beneficiary in any year, and
2. One on the amount that any individual can contribute for any one designated beneficiary for a year.

**Limit for each designated beneficiary.** For 2012, the total of all contributions to all Coverdell ESAs set up for the benefit of any one designated beneficiary cannot be more than \$2,000. This includes contributions (other than rollovers) to all the beneficiary's Coverdell ESAs from all sources. Rollovers are discussed under [Rollovers and Other Transfers](#), later.

**Example.** When Maria Luna was born in 2011, three separate Coverdell ESAs were set up for her, one by her parents, one by her grandfather, and one by her aunt. In 2012, the total of all contributions to Maria's three

Coverdell ESAs cannot be more than \$2,000. For example, if her grandfather contributed \$2,000 to one of her Coverdell ESAs, no one else could contribute to any of her three accounts. Or, if her parents contributed \$1,000 and her aunt \$600, her grandfather or someone else could contribute no more than \$400. These contributions could be put into any of Maria's Coverdell ESA accounts.

**Limit for each contributor.** Generally, you can contribute up to \$2,000 for each designated beneficiary for 2012. This is the most you can contribute for the benefit of any one beneficiary for the year, regardless of the number of Coverdell ESAs set up for the beneficiary.

**Example.** The facts are the same as in the previous example except that Maria Luna's older brother, Edgar, also has a Coverdell ESA. If their grandfather contributed \$2,000 to Maria's Coverdell ESA in 2012, he could also contribute \$2,000 to Edgar's Coverdell ESA.

**Reduced limit.** Your contribution limit may be reduced. If your MAGI (defined on this page) is between \$95,000 and \$110,000 (between \$190,000 and \$220,000 if filing a joint return), the \$2,000 limit for each designated beneficiary is gradually reduced (see [Figuring the limit](#), later). If your MAGI is \$110,000 or more (\$220,000 or more if filing a joint return), you cannot contribute to anyone's Coverdell ESA.

### Table 7-2. Coverdell ESA Contributions at a Glance

*Do not rely on this table alone. It provides only general highlights. See the text for more complete explanations.*

Question	Answer
Are contributions deductible?	No.
What is the annual contribution limit per designated beneficiary?	\$2,000 for each designated beneficiary.
What if more than one Coverdell ESA has been opened for the same designated beneficiary?	The annual contribution limit is \$2,000 for each beneficiary, no matter how many Coverdell ESAs are set up for that beneficiary.
What if more than one individual makes contributions for the same designated beneficiary?	The annual contribution limit is \$2,000 per beneficiary, no matter how many individuals contribute.
Can contributions other than cash be made to a Coverdell ESA?	No.
When must contributions stop?	No contributions can be made to a beneficiary's Coverdell ESA after he or she reaches age 18, unless the beneficiary is a special needs beneficiary.

**Modified adjusted gross income (MAGI).** For most taxpayers, MAGI is adjusted gross income (AGI) as figured on their federal income tax return.

**MAGI when using Form 1040A.** If you file Form 1040A, your MAGI is the AGI on line 22 of that form.

**MAGI when using Form 1040.** If you file Form 1040, your MAGI is the AGI on line 38 of that form, modified by adding back any:

1. Foreign earned income exclusion,
2. Foreign housing exclusion,
3. Foreign housing deduction,
4. Exclusion of income by bona fide residents of American Samoa, and
5. Exclusion of income by bona fide residents of Puerto Rico.

**MAGI when using Form 1040NR.** If you file Form 1040NR, your MAGI is the AGI on line 36 of that form.

**MAGI when using Form 1040NR-EZ.** If you file Form 1040NR-EZ, your MAGI is the AGI on line 10 of that form.

If you have any of these adjustments, you can use [Worksheet 7-1. MAGI for a Coverdell ESA](#), later, to figure your MAGI for Form 1040.

## Worksheet 7-1. MAGI for a Coverdell ESA

1. Enter your adjusted gross income (Form 1040, line 38) .....	1. _____
2. Enter your foreign earned income exclusion and/or housing exclusion (Form 2555, line 45, or Form 2555-EZ, line 18) .....	2. _____
3. Enter your foreign housing deduction (Form 2555, line 50) .....	3. _____
4. Enter the amount of income from Puerto Rico you are excluding .....	4. _____
5. Enter the amount of income from American Samoa you are excluding (Form 4563, line 15) .....	5. _____
6. Add lines 2, 3, 4, and 5 .....	6. _____
7. Add lines 1 and 6. This is your <b>modified adjusted gross income</b> .....	7. _____

**Figuring the limit.** To figure the limit on the amount you can contribute for each designated beneficiary, multiply \$2,000 by a fraction. The numerator (top number) is your MAGI minus \$95,000 (\$190,000 if filing a joint return). The denominator (bottom number) is \$15,000 (\$30,000 if filing a joint return). Subtract the result from \$2,000. This is the amount you can contribute for each beneficiary. You can use *Worksheet 7-2. Coverdell ESA Contribution Limit* to figure the limit on contributions.

## Worksheet 7-2. Coverdell ESA Contribution Limit

1. Maximum contribution .....	1. \$ 2,000
2. Enter your modified adjusted gross income (MAGI) for purposes of figuring the contribution limit to a Coverdell ESA (see definition or <i>Worksheet 7-1</i> , earlier) .....	2. _____
3. Enter \$190,000 if married filing jointly; \$95,000 for all other filers .....	3. _____
4. Subtract line 3 from line 2. If zero or less, enter -0- on line 4, skip lines 5 through 7, and enter \$2,000 on line 8 .....	4. _____
5. Enter \$30,000 if married filing jointly; \$15,000 for all other filers .....	5. _____
<b>Note.</b> If the amount on line 4 is greater than or equal to the amount on line 5, <b>stop here.</b> You are not allowed to contribute to a Coverdell ESA for 2012.	
6. Divide line 4 by line 5 and enter the result as a decimal (rounded to at least 3 places) .....	6. _____
7. Multiply line 1 by line 6 .....	7. _____
8. Subtract line 7 from line 1 .....	8. _____

**Note:** The total Coverdell ESA contributions from all sources for the designated beneficiary during the tax year may not exceed \$2,000.

**Example.** Paul, who is single, had a MAGI of \$96,500 for 2012. Paul can contribute up to \$1,800 in 2012 for each beneficiary, as shown in the illustrated *Worksheet 7-2, Coverdell ESA Contribution Limit-Illustrated*.

## Worksheet 7-2. Coverdell ESA Contribution Limit—Illustrated

1. Maximum contribution .....	1. \$ 2,000
2. Enter your modified adjusted gross income (MAGI) for purposes of figuring the contribution limit to a Coverdell ESA (see definition or <i>Worksheet 7-1</i> , earlier) .....	2. 96,500
3. Enter \$190,000 if married filing jointly; \$95,000 for all other filers .....	3. 95,000
4. Subtract line 3 from line 2. If zero or less, enter -0- on line 4, skip lines 5 through 7, and enter \$2,000 on line 8 .....	4. 1,500
5. Enter \$30,000 if married filing jointly; \$15,000 for all other filers .....	5. 15,000
<b>Note.</b> If the amount on line 4 is greater than or equal to the amount on line 5, <b>stop here.</b> You are not allowed to contribute to a Coverdell ESA for 2012.	
6. Divide line 4 by line 5 and enter the result as a decimal (rounded to at least 3 places) .....	6. .100
7. Multiply line 1 by line 6 .....	7. 200
8. Subtract line 7 from line 1 .....	8. 1,800

**Note:** The total Coverdell ESA contributions from all sources for the designated beneficiary during the tax year may not exceed \$2,000.

## Additional Tax on Excess Contributions

The beneficiary must pay a 6% excise tax each year on excess contributions that are in a Coverdell ESA at the end of the year. Excess contributions are the total of the following two amounts.

1. Contributions to any designated beneficiary's Coverdell ESA for the year that are more than \$2,000 (or, if less, the total of each contributor's limit for the year, as discussed earlier).
2. Excess contributions for the preceding year, reduced by the total of the following two amounts:
  - a. Distributions (other than those rolled over as discussed later) during the year, and
  - b. The contribution limit for the current year minus the amount contributed for the current year.

**Exceptions.** The excise tax does not apply if excess contributions made during 2012 (and any earnings on them) are distributed before the first day of the sixth month of the following tax year (June 1, 2013, for a calendar year taxpayer).

However, you must include the distributed earnings in gross income for the year in which the excess contribution was made. You should receive Form 1099-Q, Payments From Qualified Education Programs, from each institution from which excess contributions were distributed. Box 2 of that form will show the amount of earnings on your excess contributions. Code "2" or "3" entered in the blank box

below boxes 5 and 6 indicate the year in which the earnings are taxable. See *Instructions for Recipient* on the back of copy B of your Form 1099-Q. Enter the amount of earnings on line 21 of Form 1040 (or Form 1040NR) for the applicable tax year. For more information, see [Taxable Distributions](#), later.

The excise tax does not apply to any rollover contribution.

**Note.** Contributions made in one year for the preceding tax year are considered to have been made on the last day of the preceding year.

**Example.** In 2011, Greta's parents and grandparents contributed a total of \$2,300 to Greta's Coverdell ESA—an excess contribution of \$300. Because Greta did not withdraw the excess before June 1, 2012, she had to pay an additional tax of \$18 ( $6\% \times \$300$ ) when she filed her 2011 tax return.

In 2012, excess contributions of \$500 were made to Greta's account, however, she withdrew \$250 from that account to use for qualified education expenses. Using the steps shown earlier under [Additional Tax on Excess Contributions](#), Greta figures the excess contribution in her account at the end of 2012 as follows.

(1)	\$500 excess contributions made in 2012	
+	(2)	\$300 excess contributions in ESA at end of 2011
-	(2a)	\$250 distribution during 2012
		<hr/>
	\$550 excess at end of 2012	$\times 6\% = \$33$

If Greta limits 2013 contributions to \$1,450 (\$2,000 maximum allowed – \$550 excess contributions from 2012), she will not owe any additional tax in 2013 for excess contributions.

**Figuring and reporting the additional tax.** You figure this excise tax in Part V of Form 5329. Report the additional tax on Form 1040, line 58 (or Form 1040NR, line 56).

## Rollovers and Other Transfers

Assets can be rolled over from one Coverdell ESA to another or the designated beneficiary can be changed. The beneficiary's interest can be transferred to a spouse or former spouse because of divorce.

### Rollovers

Any amount distributed from a Coverdell ESA is not taxable if it is rolled over to another Coverdell ESA for the benefit of the same beneficiary or a member of the beneficiary's family (including the beneficiary's spouse) who is under age 30. This age limitation does not apply if the new beneficiary is a special needs beneficiary.

An amount is rolled over if it is paid to another Coverdell ESA within 60 days after the date of the distribution.

Do not report qualifying rollovers (those that meet the above criteria) anywhere on Form 1040 or 1040NR. These are not taxable distributions.

**Members of the beneficiary's family.** For these purposes, the beneficiary's family includes the beneficiary's spouse and the following other relatives of the beneficiary.

- 1. Son, daughter, stepchild, foster child, adopted child, or a descendant of any of them.
- 2. Brother, sister, stepbrother, or stepsister.
- 3. Father or mother or ancestor of either.
- 4. Stepfather or stepmother.
- 5. Son or daughter of a brother or sister.
- 6. Brother or sister of father or mother.
- 7. Son-in-law, daughter-in-law, father-in-law, mother-in-law, brother-in-law, or sister-in-law.
- 8. The spouse of any individual listed above.
- 9. First cousin.

**Example.** When Aaron graduated from college last year he had \$5,000 left in his Coverdell ESA. He wanted to give this money to his younger sister, who was still in high school. In order to avoid paying tax on the distribution of the amount remaining in his account, Aaron contributed the same amount to his sister's Coverdell ESA within 60 days of the distribution.



*Only one rollover per Coverdell ESA is allowed during the 12-month period ending on the date of the payment or distribution. This rule does not apply to the rollover of a military death gratuity or payment from Servicemembers' Group Life Insurance (SGLI).*

**Military death gratuity.** If you received a military death gratuity or a payment from Servicemembers' Group Life Insurance (SGLI), you may roll over all or part of the amount received to one or more Coverdell ESAs for the benefit of members of the beneficiary's family (see [Members of the beneficiary's family](#), earlier). Such payments are made to an eligible survivor upon the death of a member of the armed forces. The contribution to a Coverdell ESA from survivor benefits received cannot be made later than 1 year after the date on which you receive the gratuity or SGLI payment.

This rollover contribution is not subject to (but is in addition to) the contribution limits discussed earlier under [Contribution Limits](#). The amount you roll over cannot exceed the total survivor benefits you received, reduced by contributions from these benefits to a Roth IRA or other Coverdell ESAs.

The amount contributed from the survivor benefits is treated as part of your basis (cost) in the Coverdell ESA, and will not be taxed when distributed. See [Distributions](#), later.



*The limit of one rollover per Coverdell ESA during a 12-month period does not apply to a military death gratuity or SGLI payment.*

## Changing the Designated Beneficiary

The designated beneficiary can be changed. See [Members of the beneficiary's family](#), earlier. There are no tax consequences if, at the time of the change, the new beneficiary is under age 30 or is a special needs beneficiary.

**Example.** Assume the same situation for Aaron as in the last example (see [Rollovers](#), earlier). Instead of closing his Coverdell ESA and paying the distribution into his sister's Coverdell ESA, Aaron could have instructed the trustee of his account to simply change the name of the beneficiary on his account to that of his sister.

## Transfer Because of Divorce

If a spouse or former spouse receives a Coverdell ESA under a divorce or separation instrument, it is not a taxable transfer. After the transfer, the spouse or former spouse treats the Coverdell ESA as his or her own.

**Example.** In their divorce settlement, Peg received her ex-husband's Coverdell ESA. In this process, the account was transferred into her name. Peg now treats the funds in this Coverdell ESA as if she were the original owner.

## Distributions

The designated beneficiary of a Coverdell ESA can take a distribution at any time. Whether the distributions are tax free depends, in part, on whether the distributions are equal to or less than the amount of [Adjusted qualified education expenses](#) (defined later) that the beneficiary has in the same tax year.

See [Table 7-3, Coverdell ESA Distributions at a Glance](#), for highlights.

**Table 7-3. Coverdell ESA Distributions at a Glance**

*Do not rely on this table alone. It provides only general highlights. See the text for definitions of terms in bold type and for more complete explanations.*

Question	Answer
Is a distribution from a Coverdell ESA to pay for a designated beneficiary's qualified education expenses tax free?	Generally, yes, to the extent the amount of the distribution is not more than the designated beneficiary's adjusted qualified education expenses.
After the designated beneficiary completes his or her education at an eligible educational institution, can amounts remaining in the Coverdell ESA be distributed?	Yes. Amounts must be distributed when the designated beneficiary reaches age 30, unless he or she is a special needs beneficiary. Also, certain transfers to members of the beneficiary's family are permitted.
Does the designated beneficiary need to be enrolled for a minimum number of courses to take a tax-free distribution?	No.

**Adjusted qualified education expenses.** To determine if total distributions for the year are more than the amount

of qualified education expenses, reduce total qualified education expenses by any tax-free educational assistance. Tax-free educational assistance includes:

- The tax-free part of scholarships and fellowships (see [Tax-Free Scholarships and Fellowships](#) in chapter 1, *Scholarships, Fellowships, Grants, and Tuition Reductions*),
- Veterans' educational assistance (see [Veterans' Benefits](#) in chapter 1, *Scholarships, Fellowships, Grants, and Tuition Reductions*),
- Pell grants (see [Pell Grants and Other Title IV Need-Based Education Grants](#) in chapter 1, *Scholarships, Fellowships, Grants, and Tuition Reductions*),
- Employer-provided educational assistance (see [chapter 11, Employer-Provided Educational Assistance](#)), and
- Any other nontaxable (tax-free) payments (other than gifts or inheritances) received as educational assistance.

The amount you get by subtracting tax-free educational assistance from your total qualified education expenses is your adjusted qualified education expenses.

## Tax-Free Distributions

Generally, distributions are tax free if they are not more than the beneficiary's adjusted qualified education expenses for the year. Do not report tax-free distributions (including qualifying rollovers) on your tax return.

## Taxable Distributions

A portion of the distributions is generally taxable to the beneficiary if the total distributions are more than the beneficiary's adjusted qualified education expenses for the year.

**Excess distribution.** This is the part of the total distribution that is more than the beneficiary's adjusted qualified education expenses for the year.

**Earnings and basis.** You will receive a Form 1099-Q for each of the Coverdell ESAs from which money was distributed in 2012. The amount of your gross distribution will be shown in box 1. For 2012, instead of dividing the gross distribution between your earnings (box 2) and your basis (already-taxed amount) (box 3), the payer or trustee may report the fair market value (account balance) of the Coverdell ESA as of December 31, 2012. This will be shown in the blank box below boxes 5 and 6.

The amount contributed from survivor benefits (see [Military death gratuity](#), earlier) is treated as part of your basis and will not be taxed when distributed.

## Figuring the Taxable Portion of a Distribution

The taxable portion is the amount of the excess distribution that represents earnings that have accumulated tax free in the account. Figure the taxable portion for 2012 as shown in the following steps.

1. Multiply the total amount distributed by a fraction. The numerator is the basis (contributions not previously distributed) at the end of 2011 plus total contributions

for 2012 and the denominator is the value (balance) of the account at the end of 2012 plus the amount distributed during 2012.

2. Subtract the amount figured in (1) from the total amount distributed during 2012. The result is the amount of earnings included in the distribution(s).
3. Multiply the amount of earnings figured in (2) by a fraction. The numerator is the adjusted qualified education expenses paid during 2012 and the denominator is the total amount distributed during 2012.
4. Subtract the amount figured in (3) from the amount figured in (2). The result is the amount the beneficiary must include in income.

The taxable amount must be reported on Form 1040 or Form 1040NR, line 21.

**Example.** You received an \$850 distribution from your Coverdell ESA, to which \$1,500 had been contributed before 2012. There were no contributions in 2012. This is your first distribution from the account, so your basis in the account on December 31, 2011, was \$1,500. The value (balance) of your account on December 31, 2012, was \$950. You had \$700 of adjusted qualified education expenses (AQEE) for the year. Using the steps in [Figuring the Taxable Portion of a Distribution](#), earlier, figure the taxable portion of your distribution as follows.

$$1. \quad \$850 \text{ (distribution)} \times \frac{\$1,500 \text{ basis} + \$0 \text{ contributions}}{\$950 \text{ value} + \$850 \text{ distribution}} \\ = \$708 \text{ (basis portion of distribution)}$$

$$2. \quad \$850 \text{ (distribution)} - \$708 \text{ (basis portion of distribution)} \\ = \$142 \text{ (earnings included in distribution)}$$

$$3. \quad \frac{\$142 \text{ (earnings)}}{\$850 \text{ distribution}} \times \frac{\$700 \text{ AQEE}}{\$850 \text{ distribution}} \\ = \$117 \text{ (tax-free earnings)}$$

$$4. \quad \$142 \text{ (earnings)} - \$117 \text{ (tax-free earnings)} = \$25 \text{ (taxable earnings)}$$

You must include \$25 in income as distributed earnings not used for qualified education expenses. Report this amount on Form 1040, line 21, listing the type and amount of income on the dotted line.

[Worksheet 7-3, Coverdell ESA–Taxable Distributions and Basis](#), at the end of this chapter, can help you figure your adjusted qualified education expenses, how much of your distribution must be included in income, and the remaining basis in your Coverdell ESA(s).

## Coordination With American Opportunity and Lifetime Learning Credits

The American opportunity or lifetime learning credit can be claimed in the same year the beneficiary takes a tax-free distribution from a Coverdell ESA, as long as the same expenses are not used for both benefits. This means the beneficiary must reduce qualified higher education expenses by tax-free educational assistance, and

then further reduce them by any expenses taken into account in determining an American opportunity or lifetime learning credit.

**Example.** Derek Green had \$5,800 of qualified higher education expenses for 2012, his first year in college. He paid his college expenses from the following sources.

Partial tuition scholarship (tax free)	\$1,500
Coverdell ESA distribution	1,000
Gift from parents	2,100
Earnings from part-time job	1,200

Of his \$5,800 of qualified higher education expenses, \$4,000 was tuition and related expenses that also qualified for an American opportunity credit. Derek's parents claimed a \$2,500 American opportunity credit (based on \$4,000 expenses) on their tax return.

Before Derek can determine the taxable portion of his Coverdell ESA distribution, he must reduce his total qualified higher education expenses.

Total qualified higher education expenses	\$5,800
Minus: Tax-free educational assistance	-1,500
Minus: Expenses taken into account in figuring American opportunity credit	-4,000
Equals: Adjusted qualified higher education expenses (AQHEE)	\$ 300

Since the adjusted qualified higher education expenses (\$300) are less than the Coverdell ESA distribution (\$1,000), part of the distribution will be taxable. The balance in Derek's account was \$1,800 on December 31, 2012. Prior to 2012, \$2,100 had been contributed to this account. Contributions for 2012 totaled \$400. Using the four steps outlined earlier, Derek figures the taxable portion of his distribution as shown below.

- $$\begin{array}{rcl} \$1,000 & & \$2,100 \text{ basis} + \$400 \\ \text{(distribution)} & \times & \text{contributions} \\ & & \$1,800 \text{ value} + \$1,000 \\ & & \text{distribution} \\ \hline & = & \$893 \text{ (basis portion of distribution)} \end{array}$$
- $$\begin{array}{rcl} \$1,000 \text{ (distribution)} & - & \$893 \text{ (basis portion of distribution)} \\ \hline & = & \$107 \text{ (earnings included in distribution)} \end{array}$$
- $$\begin{array}{rcl} \$107 \text{ (earnings)} & \times & \frac{\$300 \text{ AQHEE}}{\$1,000 \text{ distribution}} \\ \hline & = & \$32 \text{ (tax-free earnings)} \end{array}$$
- $$\begin{array}{rcl} \$107 \text{ (earnings)} & - & \$32 \text{ (tax-free earnings)} \\ \hline & = & \$75 \text{ (taxable earnings)} \end{array}$$

Derek must include \$75 in income (Form 1040, line 21). This is the amount of distributed earnings not used for adjusted qualified higher education expenses.

## Coordination With Qualified Tuition Program (QTP) Distributions

If a designated beneficiary receives distributions from both a Coverdell ESA and a QTP in the same year, and

the total distribution is more than the beneficiary's adjusted qualified higher education expenses, those expenses must be allocated between the distribution from the Coverdell ESA and the distribution from the QTP before figuring how much of each distribution is taxable. The following two examples illustrate possible allocations.

**Example 1.** In 2012, Beatrice graduated from high school and began her first semester of college. That year, she had \$1,000 of qualified elementary and secondary education expenses (QESEE) for high school and \$3,000 of qualified higher education expenses (QHEE) for college. To pay these expenses, Beatrice withdrew \$800 from her Coverdell ESA and \$4,200 from her QTP. No one claimed Beatrice as a dependent, nor was she eligible for an education credit. She did not receive any tax-free educational assistance in 2012. Beatrice must allocate her total qualified education expenses between the two distributions.

- Beatrice knows that tax-free treatment will be available if she applies her \$800 Coverdell ESA distribution toward her \$1,000 of qualified education expenses for high school. The qualified expenses are greater than the distribution, making the \$800 Coverdell ESA distribution tax free.
- Next, Beatrice matches her \$4,200 QTP distribution to her \$3,000 of QHEE, and finds she has an excess QTP distribution of \$1,200 (\$4,200 QTP - \$3,000 QHEE). She cannot use the extra \$200 of high school expenses (from (1) above) against the QTP distribution because those expenses do not qualify a QTP for tax-free treatment.
- Finally, Beatrice figures the taxable and tax-free portions of her QTP distribution based on her \$3,000 of QHEE. (See [Figuring the Taxable Portion of a Distribution](#) in chapter 8, *Qualified Tuition Program* for more information.)

**Example 2.** Assume the same facts as in [Example 1](#), except that Beatrice withdrew \$1,800 from her Coverdell ESA and \$3,200 from her QTP. In this case, she allocates her qualified education expenses as follows.

- Using the same reasoning as in [Example 1](#), Beatrice matches \$1,000 of her Coverdell ESA distribution to her \$1,000 of QESEE—she has \$800 of her distribution remaining.
- Because higher education expenses can also qualify a Coverdell ESA distribution for tax-free treatment, Beatrice allocates her \$3,000 of QHEE between the remaining \$800 Coverdell ESA and the \$3,200 QTP distributions (\$4,000 total).

$$\begin{array}{rcl} \$3,000 & & \$800 \text{ ESA distribution} \\ \text{QHEE} & \times & \$4,000 \text{ total distribution} \\ \hline & = & \$600 \\ & & \text{QHEE (ESA)} \end{array}$$

$$\begin{array}{rcl} \$3,000 & & \$3,200 \text{ QTP} \\ \text{QHEE} & \times & \text{distribution} \\ & & \$4,000 \text{ total distribution} \\ \hline & = & \$2,400 \\ & & \text{QHEE (QTP)} \end{array}$$

- Beatrice then figures the taxable part of her:
  - Coverdell ESA distribution based on qualified education expenses of \$1,600 (\$1,000 QESEE + \$600 QHEE). See [Figuring the Taxable Portion of a Distribution](#), earlier, in this chapter.

- b. QTP distribution based on her \$2,400 of QHEE (see [Figuring the Taxable Portion of a Distribution](#) in chapter 8, *Qualified Tuition Program*).



*The above examples show two types of allocation between distributions from a Coverdell ESA and a QTP. However, you do not have to allocate your expenses in the same way. You can use any reasonable method.*

## Losses on Coverdell ESA Investments

If you have a loss on your investment in a Coverdell ESA, you may be able to deduct the loss on your income tax return. You can deduct the loss only when all amounts from that account have been distributed and the total distributions are less than your unrecovered basis. Your basis is the total amount of contributions to that Coverdell ESA. You claim the loss as a miscellaneous itemized deduction on Schedule A (Form 1040), line 23 (Schedule A (Form 1040NR), line 9), subject to the 2%-of-adjusted-gross-income limit.

If you have distributions from more than one Coverdell ESA account during a year, you must combine the information (amount of distribution, basis, etc.) from all such accounts in order to determine your taxable earnings for the year. By doing this, the loss from one ESA account reduces the distributed earnings (if any) from any other ESA account. For examples of the calculation, see [Losses on QTP Investments](#) in chapter 8, *Qualified Tuition Program*.

## Additional Tax on Taxable Distributions

Generally, if you receive a taxable distribution, you also must pay a 10% additional tax on the amount included in income.

**Exceptions.** The 10% additional tax does not apply to distributions:

1. Paid to a beneficiary (or to the estate of the designated beneficiary) on or after the death of the designated beneficiary.
2. Made because the designated beneficiary is disabled. A person is considered to be disabled if he or she shows proof that he or she cannot do any substantial gainful activity because of his or her physical or mental condition. A physician must determine that his or her condition can be expected to result in death or to be of long-continued and indefinite duration.
3. Included in income because the designated beneficiary received:
  - a. A tax-free scholarship or fellowship (see [Tax-Free Scholarships and Fellowships](#) in chapter 1, *Scholarships, Fellowships, Grants, and Tuition Reductions*),
  - b. Veterans' educational assistance (see [Veterans' Benefits](#) in chapter 1, *Scholarships, Fellowships, Grants, and Tuition Reductions*),
  - c. Employer-provided educational assistance (see chapter 11, [Employer-Provided Educational Assistance](#)), or

- d. Any other nontaxable (tax-free) payments (other than gifts or inheritances) received as educational assistance.

4. Made on account of the attendance of the designated beneficiary at a U.S. military academy (such as the USMA at West Point). This exception applies only to the extent that the amount of the distribution does not exceed the costs of advanced education (as defined in section 2005(d)(3) of title 10 of the U.S. Code) attributable to such attendance.
5. Included in income only because the qualified education expenses were taken into account in determining the American opportunity or lifetime learning credit (see [Coordination With American Opportunity and Lifetime Learning Credits](#), earlier).
6. Made before June 1, 2013, of an excess 2012 contribution (and any earnings on it). The distributed earnings must be included in gross income for the year in which the excess contribution was made.

Exception (3) applies only to the extent the distribution is not more than the scholarship, allowance, or payment.

**Figuring the additional tax.** Use Part II of Form 5329, to figure any additional tax. Report the amount on Form 1040, line 58, or Form 1040NR, line 56.

## When Assets Must Be Distributed

Any assets remaining in a Coverdell ESA must be distributed when either one of the following two events occurs.

1. The designated beneficiary reaches age 30. In this case, the remaining assets must be distributed within 30 days after the beneficiary reaches age 30. However, this rule does not apply if the beneficiary is a special needs beneficiary.
2. The designated beneficiary dies before reaching age 30. In this case, the remaining assets must generally be distributed within 30 days after the date of death.

## Exception for Transfer to Surviving Spouse or Family Member

If a Coverdell ESA is transferred to a surviving spouse or other family member as the result of the death of the designated beneficiary, the Coverdell ESA retains its status. ("Family member" was defined earlier under [Rollovers](#).) This means the spouse or other family member can treat the Coverdell ESA as his or her own and does not need to withdraw the assets until he or she reaches age 30. This age limitation does not apply if the new beneficiary is a special needs beneficiary. There are no tax consequences as a result of the transfer.

## How To Figure the Taxable Earnings

When a total distribution is made because the designated beneficiary either reached age 30 or died, the earnings that accumulated tax free in the account must be included in taxable income. You determine these earnings as shown in the following two steps.

1. Multiply the amount distributed by a fraction. The numerator is the basis (contributions not previously distributed) at the end of 2011 plus total contributions for

2012 and the denominator is the balance in the account at the end of 2012 plus the amount distributed during 2012.

2. Subtract the amount figured in (1) from the total amount distributed during 2012. The result is the amount of earnings included in the distribution.

For an example, see steps (1) and (2) of the [Example](#) under *Figuring the Taxable Portion of a Distribution*, earlier.

The beneficiary or other person receiving the distribution must report this amount on Form 1040, line 21, or Form 1040NR, line 21, listing the type and amount of income on the dotted line.

## Worksheet 7-3 Instructions. **Coverdell ESA—Taxable Distributions and Basis**

<b>Line G.</b>	Enter the total distributions received from <b>all</b> Coverdell ESAs during 2012. Do not include amounts rolled over to another ESA within 60 days (only one rollover is allowed during any 12-month period). Also, do not include excess contributions that were distributed with the related earnings (or less any loss) before the first day of the sixth month of the tax year following the year for which the contributions were made.
<b>Line 2.</b>	<p>Your basis (amount already taxed) in <b>this</b> Coverdell ESA as of December 31, 2011, is the total of:</p> <ul style="list-style-type: none"><li>• All contributions to this Coverdell ESA before 2012</li><li>• Minus the tax-free portion of any distributions from this Coverdell ESA before 2012.</li></ul> <p>If your last distribution from this Coverdell ESA was before 2012, you must start with the basis in your account as of the end of the last year in which you took a distribution. For years before 2002, you can find that amount on the last line of the worksheet in the Instructions for Form 8606, Nondeductible IRAs, that you completed for that year. For years after 2001, you can find that amount by using the ending basis from the worksheet in Publication 970 for that year. You can determine your basis in this Coverdell ESA as of December 31, 2011, by adding to the basis as of the end of that year any contributions made to that account after the year of the distribution and before 2012.</p>
<b>Line 4.</b>	<p>Enter the total distributions received from <b>this</b> Coverdell ESA in 2012. Do not include amounts rolled over to another Coverdell ESA within 60 days (only one rollover is allowed during any 12-month period).</p> <p>Also, do not include excess contributions that were distributed with the related earnings (or less any loss) before the first day of the sixth month of the tax year following the year of the contributions.</p>
<b>Line 7.</b>	<p>Enter the total value of <b>this</b> Coverdell ESA as of December 31, 2012, plus any outstanding rollovers contributed to the account after 2011, but before the end of the 60-day rollover period. A statement should be sent to you by January 31, 2013, for this Coverdell ESA showing the value on December 31, 2012.</p> <p>A <b>rollover</b> is a tax-free withdrawal from one Coverdell ESA that is contributed to another Coverdell ESA. An <b>outstanding rollover</b> is any amount withdrawn within 60 days before the end of 2012 (November 2 through December 31) that was rolled over after December 31, 2012, but within the 60-day rollover period.</p>

# Worksheet 7-3. Coverdell ESA—Taxable Distributions and Basis

Keep for Your Records



## How to complete this worksheet.

- Complete Part I, lines A through H, on only one worksheet.
- Complete a separate Part II, lines 1 through 15, for each of your Coverdell ESAs.
- Complete Part III, the Summary (line 16), on only one worksheet.

## Part I. Qualified Education Expenses (Complete for total expenses)

<b>A.</b> Enter your total qualified education expenses for 2012 .....	<b>A.</b> _____
<b>B.</b> Enter those qualified education expenses paid for with tax-free educational assistance (for example, tax-free scholarships, veterans' educational benefits, Pell grants, employer-provided educational assistance) .....	<b>B.</b> _____
<b>C.</b> Enter those qualified higher education expenses deducted on Schedule C or C-EZ (Form 1040), Schedule F (Form 1040), or as a miscellaneous itemized deduction on Schedule A (Form 1040 or 1040NR) .....	<b>C.</b> _____
<b>D.</b> Enter those qualified <b>higher</b> education expenses on which an American opportunity or lifetime learning credit was based .....	<b>D.</b> _____
<b>E.</b> Add lines B, C, and D .....	<b>D.</b> _____
<b>F.</b> Subtract line E from line A. This is your adjusted qualified education expense for 2012 .....	<b>E.</b> _____
<b>G.</b> Enter your total distributions from <b>all</b> Coverdell ESAs during 2012. Do not include rollovers or the return of excess contributions (see instructions) .....	<b>F.</b> _____
<b>H.</b> Divide line F by line G. Enter the result as a decimal (rounded to at least 3 places). If the result is 1.000 or more, enter 1.000 .....	<b>G.</b> _____

## Part II. Taxable Distributions and Basis (Complete separately for each account)

<b>1.</b> Enter the amount contributed to <b>this</b> Coverdell ESA for 2012, including contributions made for 2012 from January 1, 2013, through April 15, 2013. Do <b>not</b> include rollovers or the return of excess contributions .....	<b>1.</b> _____
<b>2.</b> Enter your basis in <b>this</b> Coverdell ESA as of December 31, 2011 (see instructions) .....	<b>2.</b> _____
<b>3.</b> Add lines 1 and 2 .....	<b>3.</b> _____
<b>4.</b> Enter the total distributions from <b>this</b> Coverdell ESA during 2012. Do <b>not</b> include rollovers or the return of excess contributions (see instructions) .....	<b>4.</b> _____
<b>5.</b> Multiply line 4 by line H. This is the amount of adjusted qualified education expense attributable to this Coverdell ESA .....	<b>5.</b> _____
<b>6.</b> Subtract line 5 from line 4 .....	<b>6.</b> _____
<b>7.</b> Enter the total value of <b>this</b> Coverdell ESA as of December 31, 2012, plus any outstanding rollovers (see instructions) .....	<b>7.</b> _____
<b>8.</b> Add lines 4 and 7 .....	<b>8.</b> _____
<b>9.</b> Divide line 3 by line 8. Enter the result as a decimal (rounded to at least 3 places). If the result is 1.000 or more, enter 1.000 .....	<b>9.</b> _____
<b>10.</b> Multiply line 4 by line 9. This is the amount of basis allocated to your distributions, and is tax free .....	<b>10.</b> _____
<b>Note.</b> If line 6 is zero, skip lines 11 through 13, enter -0- on line 14, and go to line 15.	
<b>11.</b> Subtract line 10 from line 4 .....	<b>11.</b> _____
<b>12.</b> Divide line 5 by line 4. Enter the result as a decimal (rounded to at least 3 places). If the result is 1.000 or more, enter 1.000 .....	<b>12.</b> _____
<b>13.</b> Multiply line 11 by line 12. This is the amount of qualified education expenses allocated to your distributions, and is tax free .....	<b>13.</b> _____
<b>14.</b> Subtract line 13 from line 11. This is the <b>portion of the distributions from this Coverdell ESA in 2012 that you must include in income</b> .....	<b>14.</b> _____
<b>15.</b> Subtract line 10 from line 3. This is your <b>basis in this Coverdell ESA as of December 31, 2012</b> .....	<b>15.</b> _____

## Part III. Summary (Complete only once)

<b>16. Taxable amount.</b> Add together all amounts on line 14 for all your Coverdell ESAs. <b>Enter here and include on Form 1040, line 21, or Form 1040NR, line 21, listing the type and amount of income on the dotted line</b> .....	<b>16.</b> _____
--	------------------

---

## 8.

---

# Qualified Tuition Program (QTP)

---

## Introduction

Qualified tuition programs (QTPs) are also called “529 plans.”

States may establish and maintain programs that allow you to either prepay or contribute to an account for paying a student's qualified education expenses at a postsecondary institution. Eligible educational institutions may establish and maintain programs that allow you to prepay a student's qualified education expenses. If you prepay tuition, the student (designated beneficiary) will be entitled to a waiver or a payment of qualified education expenses. You cannot deduct either payments or contributions to a QTP. For information on a specific QTP, you will need to contact the state agency or eligible educational institution that established and maintains it.

**What is the tax benefit of a QTP.** No tax is due on a distribution from a QTP unless the amount distributed is greater than the beneficiary's adjusted qualified education expenses. See [Are Distributions Taxable](#), later, for more information.



*Even if a QTP is used to finance a student's education, the student or the student's parents still may be eligible to claim the American opportunity credit or the lifetime learning credit. See [Coordination With American Opportunity and Lifetime Learning Credits](#), later.*

---

## What Is a Qualified Tuition Program

A qualified tuition program is a program set up to allow you to either prepay, or contribute to an account established for paying, a student's qualified education expenses at an eligible educational institution. QTPs can be established and maintained by states (or agencies or instrumentalities of a state) and eligible educational institutions. The program must meet certain requirements. Your state government or the eligible educational institution in which you are interested can tell you whether or not they participate in a QTP.

**Qualified education expenses.** These are expenses related to enrollment or attendance at an [Eligible educational institution](#) (defined later). As shown in the following list, to be qualified, some of the expenses must be required by the institution and some must be incurred by students who are enrolled at least half-time. See [Half-time student](#), later.

1. The following expenses must be required for enrollment or attendance of a [Designated beneficiary](#) (defined later) at an eligible educational institution.

- a. Tuition and fees.
  - b. Books, supplies, and equipment.
2. Expenses for special needs services needed by a special needs beneficiary must be incurred in connection with enrollment or attendance at an eligible educational institution.
  3. Expenses for room and board must be incurred by students who are enrolled at least half-time. The expense for room and board qualifies only to the extent that it is not more than the greater of the following two amounts.
    - a. The allowance for room and board, as determined by the eligible educational institution, that was included in the cost of attendance (for federal financial aid purposes) for a particular academic period and living arrangement of the student.
    - b. The actual amount charged if the student is residing in housing owned or operated by the eligible educational institution.

You will need to contact the eligible educational institution for qualified room and board costs.

**Designated beneficiary.** The designated beneficiary is generally the student (or future student) for whom the QTP is intended to provide benefits. The designated beneficiary can be changed after participation in the QTP begins. If a state or local government or certain tax-exempt organizations purchase an interest in a QTP as part of a scholarship program, the designated beneficiary is the person who receives the interest as a scholarship.

**Half-time student.** A student is enrolled “at least half-time” if he or she is enrolled for at least half the full-time academic workload for the course of study the student is pursuing, as determined under the standards of the school where the student is enrolled.

**Eligible educational institution.** For purposes of a QTP, this is any college, university, vocational school, or other postsecondary educational institution eligible to participate in a student aid program administered by the U.S. Department of Education. It includes virtually all accredited public, nonprofit, and proprietary (privately owned profit-making) postsecondary institutions. The educational institution should be able to tell you if it is an eligible educational institution.

Certain educational institutions located outside the United States also participate in the U.S. Department of Education's Federal Student Aid (FSA) programs.

---

## How Much Can You Contribute

Contributions to a QTP on behalf of any beneficiary cannot be more than the amount necessary to provide for the qualified education expenses of the beneficiary. There are no income restrictions on the individual contributors.

You can contribute to both a QTP and a Coverdell ESA in the same year for the same designated beneficiary.

## Are Distributions Taxable

The part of a distribution representing the amount paid or contributed to a QTP does not have to be included in income. This is a return of the investment in the plan.

The designated beneficiary generally does not have to include in income any earnings distributed from a QTP if the total distribution is less than or equal to adjusted qualified education expenses (defined under [Figuring the Taxable Portion of a Distribution](#), later).

**Earnings and return of investment.** You will receive a Form 1099-Q, from each of the programs from which you received a QTP distribution in 2012. The amount of your gross distribution (box 1) shown on each form will be divided between your earnings (box 2) and your basis, or return of investment (box 3). Form 1099-Q should be sent to you by January 31, 2013.

## Figuring the Taxable Portion of a Distribution

To determine if total distributions for the year are more or less than the amount of qualified education expenses, you must compare the total of all QTP distributions for the tax year to the adjusted qualified education expenses.

**Adjusted qualified education expenses.** This amount is the total qualified education expenses reduced by any tax-free educational assistance. Tax-free educational assistance includes:

- The tax-free part of scholarships and fellowships (see [Tax-Free Scholarships and Fellowships](#) in chapter 1, *Scholarships, Fellowships, Grants, and Tuition Reductions*),
- Veterans' educational assistance (see [Veterans' Benefits](#) in chapter 1, *Scholarships, Fellowships, Grants, and Tuition Reductions*),
- Pell grants (see [Pell Grants and Other Title IV Need-Based Education Grants](#) in chapter 1, *Scholarships, Fellowships, Grants, and Tuition Reductions*),
- Employer-provided educational assistance (see [chapter 11, Employer-Provided Educational Assistance](#)), and
- Any other nontaxable (tax-free) payments (other than gifts or inheritances) received as educational assistance.

**Taxable earnings.** Use the following steps to figure the taxable part.

1. Multiply the total distributed earnings shown in box 2 of Form 1099-Q by a fraction. The numerator is the adjusted qualified education expenses paid during the year and the denominator is the total amount distributed during the year.
2. Subtract the amount figured in (1) from the total distributed earnings. The result is the amount the beneficiary must include in income. Report it on Form 1040 or Form 1040NR, line 21.

**Example 1.** In 2006, Sara Clarke's parents opened a savings account for her with a QTP maintained by their

state government. Over the years they contributed \$18,000 to the account. The total balance in the account was \$27,000 on the date the distribution was made. In the summer of 2012, Sara enrolled in college and had \$8,300 of qualified education expenses for the rest of the year. She paid her college expenses from the following sources.

Gift from parents	\$1,600
Partial tuition scholarship (tax-free)	3,100
QTP distribution	5,300

Before Sara can determine the taxable part of her QTP distribution, she must reduce her total qualified education expenses by any tax-free educational assistance.

Total qualified education expenses	\$8,300
Minus: Tax-free educational assistance	<u>-3,100</u>
Equals: Adjusted qualified education expenses (AQEE)	\$5,200

Since the remaining expenses (\$5,200) are less than the QTP distribution, part of the earnings will be taxable.

Sara's Form 1099-Q shows that \$950 of the QTP distribution is earnings. Sara figures the taxable part of the distributed earnings as follows.

1.  $\$950 \text{ (earnings)} \times \frac{\$5,200 \text{ AQEE}}{\$5,300 \text{ distribution}} = \$932 \text{ (tax-free earnings)}$
2.  $\$950 \text{ (earnings)} - \$932 \text{ (tax-free earnings)} = \$18 \text{ (taxable earnings)}$

Sara must include \$18 in income (Form 1040, line 21) as distributed QTP earnings not used for adjusted qualified education expenses.

## Coordination With American Opportunity and Lifetime Learning Credits

An American opportunity or lifetime learning credit (education credit) can be claimed in the same year the beneficiary takes a tax-free distribution from a QTP, as long as the same expenses are not used for both benefits. This means that after the beneficiary reduces qualified education expenses by tax-free educational assistance, he or she must further reduce them by the expenses taken into account in determining the credit.

**Example 2.** Assume the same facts as in [Example 1](#), except that Sara's parents claimed an American opportunity credit of \$2,500 (based on \$4,000 expenses).

Total qualified education expenses	\$8,300
Minus: Tax-free educational assistance	-3,100
Minus: Expenses taken into account in figuring American opportunity credit	<u>-4,000</u>
Equals: Adjusted qualified education expenses (AQEE)	\$1,200

The taxable part of the distribution is figured as follows.

1.  $\$950 \text{ (earnings)} \times \frac{\$1,200 \text{ AQEE}}{\$5,300 \text{ distribution}}$   
= \$215 (tax-free earnings)
2.  $\$950 \text{ (earnings)} - \$215 \text{ (tax-free earnings)}$   
= \$735 (taxable earnings)

Sara must include \$735 in income (Form 1040, line 21). This represents distributed earnings not used for adjusted qualified education expenses.

## Coordination With Coverdell ESA Distributions

If a designated beneficiary receives distributions from both a QTP and a Coverdell ESA in the same year, and the total of these distributions is more than the beneficiary's adjusted qualified higher education expenses, the expenses must be allocated between the distributions. For purposes of this allocation, disregard any qualified elementary and secondary education expenses.

**Example 3.** Assume the same facts as in [Example 2](#), except that instead of receiving a \$5,300 distribution from her QTP, Sara received \$4,600 from that account and \$700 from her Coverdell ESA. In this case, Sara must allocate her \$1,200 of adjusted qualified higher education expenses (AQHEE) between the two distributions.

$$\begin{array}{rcl} \$1,200 & \times & \frac{\$700 \text{ ESA distribution}}{\$5,300 \text{ total distribution}} \\ \text{AQHEE} & & \\ \hline & = & \$158 \\ & & \text{AQHEE (ESA)} \end{array}$$

$$\begin{array}{rcl} \$1,200 & \times & \frac{\$4,600 \text{ QTP distribution}}{\$5,300 \text{ total distribution}} \\ \text{AQHEE} & & \\ \hline & = & \$1,042 \\ & & \text{AQHEE (QTP)} \end{array}$$

Sara then figures the taxable portion of her Coverdell ESA distribution based on qualified higher education expenses of \$158, and the taxable portion of her QTP distribution based on the other \$1,042.

**Note.** If you are required to allocate your expenses between Coverdell ESA and QTP distributions, and you have adjusted qualified elementary and secondary education expenses, see the examples in *chapter 7, Coverdell Education Savings Account* under [Coordination With Qualified Tuition Program \(QTP\) Distributions](#).

**Coordination With Tuition and Fees Deduction.** A tuition and fees deduction can be claimed in the same year the beneficiary takes a tax-free distribution from a QTP, as long as the same expenses are not used for both benefits. This means that after the beneficiary reduces qualified education expenses by tax-free educational assistance, he or she must further reduce them by the expenses taken into account in determining the deduction.

**Example 4.** In 2006, Devin Smith's parents opened a savings account for him with a QTP maintained by their state government. Over the years they contributed \$30,000 to the account. The total balance in the account was \$35,000 on the date the distribution was made. In the summer of 2012, Devin enrolled in college and had \$6,000 of qualified education expenses (\$2,000 room and board and \$4,000 tuition and fees) for the rest of the year.

He paid his college expenses from a \$6,000 QTP distribution, \$1,000 of which is earnings.

The Smiths claim a \$4,000 tuition and fees deduction based on the \$4,000 tuition expense, and used the \$2,000 room and board expenses to reduce the taxable amount of distributed earnings from the QTP.

Total qualified education expenses	\$6,000
Minus: Expenses taken into account in figuring tuition and fees deduction	<u>-4,000</u>
Equals: Adjusted qualified education expenses (AQEE)	\$2,000

They have taxable earnings of \$667. This is figured as follows.

1.  $\$1,000 \text{ (earnings)} \times \frac{\$2,000 \text{ AQEE}}{\$6,000 \text{ distribution}}$   
= \$333 (tax-free earnings)
2.  $\$1,000 \text{ (earnings)} - \$333 \text{ (tax-free earnings)}$   
= \$667 (taxable earnings)

## Losses on QTP Investments

If you have a loss on your investment in a QTP account, you may be able to take the loss on your income tax return. You can take the loss only when all amounts from that account have been distributed and the total distributions are less than your unrecovered basis. Your basis is the total amount of contributions to that QTP account. You claim the loss as a miscellaneous itemized deduction on Schedule A (Form 1040), line 23 (Schedule A (Form 1040NR), line 9), subject to the 2%-of-adjusted-gross-income limit.

If you have distributions from more than one QTP account during a year, you must combine the information (amount of distribution, basis, etc.) from all such accounts in order to determine your taxable earnings for the year. By doing this, the loss from one QTP account reduces the distributed earnings (if any) from any other QTP accounts.

**Example 1.** In 2012, Taylor received a final distribution of \$1,000 from QTP #1. His unrecovered basis in that account before the distribution was \$3,000. If Taylor itemizes his deductions, he can claim the \$2,000 loss on Schedule A (Form 1040).

**Example 2.** Assume the same facts as in [Example 1](#), except that Taylor also had a distribution of \$9,000 from QTP #2, giving him total distributions for 2012 of \$10,000. His total basis in these distributions was \$4,500 (\$3,000 for QTP #1 and \$1,500 for QTP #2). Taylor's adjusted qualified education expenses for 2012 totaled \$6,000. In order to figure his taxable earnings, Taylor combines the two accounts and determines his taxable earnings as follows.

1.  $\$10,000 \text{ (total distribution)} - \$4,500 \text{ (basis portion of distribution)}$   
= \$5,500 (earnings included in distribution)

2. 
$$\begin{array}{rcl} \$5,500 & \times & \$6,000 \text{ AQEE} \\ \text{(earnings)} & & \$10,000 \text{ distribution} \\ & = & \$3,300 \text{ (tax-free earnings)} \end{array}$$
3. 
$$\begin{array}{rcl} \$5,500 \text{ (earnings)} & - & \$3,300 \text{ (tax-free earnings)} \\ & = & \$2,200 \text{ (taxable earnings)} \end{array}$$

Taylor must include \$2,200 in income on Form 1040, line 21. Because Taylor's accounts must be combined, he cannot deduct his \$2,000 loss (QTP #1) on Schedule A (Form 1040). Instead, the \$2,000 loss reduces the total earnings that were distributed, thereby reducing his taxable earnings.

## Additional Tax on Taxable Distributions

Generally, if you receive a taxable distribution, you also must pay a 10% additional tax on the amount included in income.

**Exceptions.** The 10% additional tax does not apply to distributions:

1. Paid to a beneficiary (or to the estate of the designated beneficiary) on or after the death of the designated beneficiary.
2. Made because the designated beneficiary is disabled. A person is considered to be disabled if he or she shows proof that he or she cannot do any substantial gainful activity because of his or her physical or mental condition. A physician must determine that his or her condition can be expected to result in death or to be of long-continued and indefinite duration.
3. Included in income because the designated beneficiary received:
  - a. A tax-free scholarship or fellowship (see [Tax-Free Scholarships and Fellowships](#) in chapter 1, *Scholarships, Fellowships, Grants, and Tuition Reductions*),
  - b. Veterans' educational assistance (see [Veterans' Benefits](#) in chapter 1, *Scholarships, Fellowships, Grants, and Tuition Reductions*),
  - c. Employer-provided educational assistance (see [chapter 11, Employer-Provided Educational Assistance](#)), or
  - d. Any other nontaxable (tax-free) payments (other than gifts or inheritances) received as educational assistance.
4. Made on account of the attendance of the designated beneficiary at a U.S. military academy (such as the USNA at Annapolis). This exception applies only to the extent that the amount of the distribution does not exceed the costs of advanced education (as defined in section 2005(d)(3) of title 10 of the U.S. Code) attributable to such attendance.
5. Included in income only because the qualified education expenses were taken into account in determining the American opportunity or lifetime learning credit (see [Coordination With American Opportunity and Lifetime Learning Credits](#), earlier.)

Exception (3) applies only to the extent the distribution is not more than the scholarship, allowance, or payment.

**Figuring the additional tax.** Use Part II of Form 5329, to figure any additional tax. Report the amount on Form 1040, line 58, or Form 1040NR, line 56.

## Rollovers and Other Transfers

Assets can be rolled over or transferred from one QTP to another. In addition, the designated beneficiary can be changed without transferring accounts.

### Rollovers

Any amount distributed from a QTP is not taxable if it is rolled over to another QTP for the benefit of the same beneficiary or for the benefit of a member of the beneficiary's family (including the beneficiary's spouse). An amount is rolled over if it is paid to another QTP within 60 days after the date of the distribution.

Do not report qualifying rollovers (those that meet the above criteria) anywhere on Form 1040 or 1040NR. These are not taxable distributions.

**Members of the beneficiary's family.** For these purposes, the beneficiary's family includes the beneficiary's spouse and the following other relatives of the beneficiary.

1. Son, daughter, stepchild, foster child, adopted child, or a descendant of any of them.
2. Brother, sister, stepbrother, or stepsister.
3. Father or mother or ancestor of either.
4. Stepfather or stepmother.
5. Son or daughter of a brother or sister.
6. Brother or sister of father or mother.
7. Son-in-law, daughter-in-law, father-in-law, mother-in-law, brother-in-law, or sister-in-law.
8. The spouse of any individual listed above.
9. First cousin.

**Example.** When Aaron graduated from college last year he had \$5,000 left in his QTP. He wanted to give this money to his younger brother, who was in junior high school. In order to avoid paying tax on the distribution of the amount remaining in his account, Aaron contributed the same amount to his brother's QTP within 60 days of the distribution.



*If the rollover is to another QTP for the same beneficiary, only one rollover is allowed within 12 months of a previous transfer to any QTP for that designated beneficiary.*

### Changing the Designated Beneficiary

There are no income tax consequences if the designated beneficiary of an account is changed to a member of the beneficiary's family. See [Members of the beneficiary's family](#), earlier.

**Example.** Assume the same situation as in the last example. Instead of closing his QTP and paying the distribution into his brother's QTP, Aaron could have instructed the trustee of his account to simply change the name of the beneficiary on his account to that of his brother.

---

## 9.

---

# Education Exception to Additional Tax on Early IRA Distributions

---

## Introduction

Generally, if you take a distribution from your IRA before you reach age 59½, you must pay a 10% additional tax on the early distribution. This applies to any IRA you own, whether it is a traditional IRA (including a SEP-IRA), a Roth IRA, or a SIMPLE IRA. The additional tax on an early distribution from a SIMPLE IRA may be as high as 25%. See Publication 560, Retirement Plans for Small Business, for information on SEP-IRAs, and Publication 590, for information about all other IRAs.

However, you can take distributions from your IRAs for qualified higher education expenses without having to pay the 10% additional tax. You may owe income tax on at least part of the amount distributed, but you may not have to pay the 10% additional tax.

Generally, if the taxable part of the distribution is less than or equal to the adjusted qualified education expenses (AQEE), none of the distribution is subject to the additional tax. If the taxable part of the distribution is more than the AQEE, only the excess is subject to the additional tax.

---

## Who Is Eligible

You can take a distribution from your IRA before you reach age 59½ and not have to pay the 10% additional tax if, for the year of the distribution, you pay qualified education expenses for:

- yourself,
- your spouse, or
- your or your spouse's child, foster child, adopted child, or descendant of any of them.

**Qualified education expenses.** For purposes of the 10% additional tax, these expenses are tuition, fees, books, supplies, and equipment required for enrollment or attendance at an eligible educational institution. They also include expenses for special needs services incurred by or for special needs students in connection with their enrollment or attendance.

In addition, if the student is at least a half-time student, room and board are qualified education expenses.

The expense for room and board qualifies only to the extent that it is not more than the greater of the following two amounts.

1. The allowance for room and board, as determined by the eligible educational institution, that was included in the cost of attendance (for federal financial aid purposes) for a particular academic period and living arrangement of the student.
2. The actual amount charged if the student is residing in housing owned or operated by the eligible educational institution.

You will need to contact the eligible educational institution for qualified room and board costs.

**Eligible educational institution.** An eligible educational institution is any college, university, vocational school, or other postsecondary educational institution eligible to participate in a student aid program administered by the U.S. Department of Education. It includes virtually all accredited public, nonprofit, and proprietary (privately owned profit-making) postsecondary institutions. The educational institution should be able to tell you if it is an eligible educational institution.

Certain educational institutions located outside the United States also participate in the U.S. Department of Education's Federal Student Aid (FSA) programs.

**Half-time student.** A student is enrolled "at least half-time" if he or she is enrolled for at least half the full-time academic work load for the course of study the student is pursuing as determined under the standards of the school where the student is enrolled.

---

## Figuring the Amount Not Subject to the 10% Tax

To determine the amount of your distribution that is not subject to the 10% additional tax, first figure your adjusted qualified education expenses. You do this by reducing your total qualified education expenses by any tax-free educational assistance, which includes:

- Expenses used to figure the tax-free portion of distributions from a Coverdell education savings account (ESA) (see [Distributions](#) in chapter 7, *Coverdell Education Savings Account*),
- The tax-free part of scholarships and fellowships (see [Tax-Free Scholarships and Fellowships](#) in chapter 1, *Scholarships, Fellowships, Grants, and Tuition Reductions*),
- Pell grants (see [Pell Grants and Other Title IV Need-Based Education Grants](#) in chapter 1, *Scholarships, Fellowships, Grants, and Tuition Reductions*),
- Veterans' educational assistance (see [Veterans' Benefits](#) in chapter 1, *Scholarships, Fellowships, Grants, and Tuition Reductions*),
- Employer-provided educational assistance (see [chapter 11, Employer-Provided Educational Assistance](#)), and
- Any other nontaxable (tax-free) payments (other than gifts or inheritances) received as educational assistance.

Do not reduce the qualified education expenses by amounts paid with funds the student receives as:

- Payment for services, such as wages,
- A loan,
- A gift,
- An inheritance given to either the student or the individual making the withdrawal, or
- A withdrawal from personal savings (including savings from a qualified tuition program (QTP)).

If your IRA distribution is equal to or less than your adjusted qualified education expenses, you are not subject to the 10% additional tax.

**Example 1.** In 2012, Erin (age 32) took a year off from teaching to attend graduate school full-time. She paid \$5,800 of qualified education expenses from the following sources.

Employer-provided educational assistance (tax free)	\$5,000
Early distribution from IRA (includes \$500 taxable earnings)	3,200

Before Erin can determine if she must pay the 10% additional tax on her IRA distribution, she must reduce her total qualified education expenses.

Total qualified education expenses	\$5,800
Minus: Tax-free educational assistance	<u>-5,000</u>
Equals: Adjusted qualified education expenses (AQEE)	\$ 800

Because Erin's AQEE (\$800) are more than the taxable portion of her IRA distribution (\$500), she does not have to pay the 10% additional tax on any part of this distribution. However, she must include the \$500 taxable earnings in her gross income subject to income tax.

**Example 2.** Assume the same facts as in [Example 1](#), except that Erin deducted some of the contributions to her IRA, so the taxable part of her early distribution is higher by \$1,000. This must be included in her income subject to income tax.

The taxable part of Erin's IRA distribution (\$1,000) is larger than her \$800 AQEE. Therefore, she must pay the 10% additional tax on \$200, the taxable part of her distribution (\$1,000) that is more than her qualified education expenses (\$800). She does not have to pay the 10% additional tax on the remaining \$800 of her taxable distribution.

## Reporting Early Distributions

By January 31, 2013, the payer of your IRA distribution should send you Form 1099-R, Distributions From Pensions, Annuities, Retirement or Profit-Sharing Plans, IRAs, Insurance Contracts, etc. The information on this form will help you determine how much of your distribution is taxable for income tax purposes and how much is subject to the 10% additional tax.

If you received an early distribution from your IRA, you must report the taxable earnings on Form 1040, line 15b (Form 1040NR, line 16b). Then, if you qualify for an exception for qualified higher education expenses, you must file Form 5329 to show how much, if any, of your early distribution is subject to the 10% additional tax. See the Instructions for Form 5329, Part I, for help in completing the form and entering the results on Form 1040 or 1040NR.

There are many other situations in which Form 5329 is required. If, during 2012, you had other distributions from IRAs or qualified retirement plans, or have made excess contributions to certain tax-favored accounts, see the instructions for line 58 (Form 1040) or line 56 (Form 1040NR) to determine if you must file Form 5329.

## 10.

# Education Savings Bond Program

## What's New

**Income limits for exclusion reduction increased.** For 2012, the amount of your interest exclusion will be gradually reduced (phased out) if your filing status is married filing jointly or qualifying widow(er) with a dependent child, and your modified adjusted gross income is between \$109,250 and \$139,250. You cannot exclude any of the interest if your MAGI is \$139,250 or more. For 2011, the limits that applied to you were \$106,650 and \$136,650.

For any other filing status, your interest exclusion is phased out if your MAGI is between \$72,850 and \$87,850. You cannot exclude any of the interest if your MAGI is \$87,850 or more. For 2011, the limits that applied to you were \$71,100 and \$86,100. See [Effect of the Amount of Your Income on the Amount of Your Exclusion](#), later.

## Introduction

Generally, you must pay tax on the interest earned on U.S. savings bonds. If you do not include the interest in income in the years it is earned, you must include it in your income in the year in which you cash in the bonds.

However, when you cash in certain savings bonds under an education savings bond program, you may be able to exclude the interest from income.

## Who Can Cash In Bonds Tax Free

You may be able to cash in qualified U.S. savings bonds without having to include in your income some or all of the

interest earned on the bonds if you meet the following conditions.

- You pay qualified education expenses for yourself, your spouse, or a dependent for whom you claim an exemption on your return.
- Your modified adjusted gross income (MAGI) is less than \$87,850 (\$139,250 if married filing jointly or qualifying widow(er) with a dependent child).
- Your filing status is not married filing separately.

**Qualified U.S. savings bonds.** A qualified U.S. savings bond is a series EE bond issued after 1989 or a series I bond. The bond must be issued either in your name (as the sole owner) or in the name of both you and your spouse (as co-owners).

The owner must be at least 24 years old before the bond's issue date. The issue date is printed on the front of the savings bond.



*The issue date is not necessarily the date of purchase—it will be the first day of the month in which the bond is purchased (or posted, if bought electronically).*

**Qualified education expenses.** These include the following items you pay for either yourself, your spouse, or a dependent for whom you claim an exemption.

1. Tuition and fees required to enroll at or attend an eligible educational institution. Qualified education expenses do not include expenses for room and board or for courses involving sports, games, or hobbies that are not part of a degree or certificate granting program.
2. Contributions to a qualified tuition program (QTP) (see [How Much Can You Contribute](#) in chapter 8, *Qualified Tuition Program*, ).
3. Contributions to a Coverdell education savings account (ESA) (see [Contributions](#) in chapter 7, *Coverdell Education Savings Account*).

**Adjusted qualified education expenses.** You must reduce your qualified education expenses by all of the following tax-free benefits.

1. Tax-free part of scholarships and fellowships (see [Tax-Free Scholarships and Fellowships](#) in chapter 1, *Scholarships, Fellowships, Grants, and Tuition Reductions*).
2. Expenses used to figure the tax-free portion of distributions from a Coverdell ESA (see [Qualified Education Expenses](#) in chapter 7, *Coverdell Education Savings Account*).
3. Expenses used to figure the tax-free portion of distributions from a QTP (see [Qualified education expenses](#) in chapter 8, *Qualified Tuition Program*).
4. Any tax-free payments (other than gifts or inheritances) received as educational assistance, such as:
  - a. Veterans' educational assistance benefits (see [Veterans' Benefits](#) in chapter 1, *Scholarships, Fellowships, Grants, and Tuition Reductions*),
  - b. Qualified tuition reductions (see [Qualified Tuition Reduction](#) in chapter 1, *Scholarships, Fellowships, Grants, and Tuition Reductions*), or

c. Employer-provided educational assistance (see [chapter 11, Employer-Provided Educational Assistance](#)).

5. Any expenses used in figuring the American opportunity and lifetime learning credits. See [What Expenses Qualify](#) in chapter 2, *American Opportunity Credit*, and [What Expenses Qualify](#) in chapter 3, *Lifetime Learning Credit*, for more information.

**Eligible educational institution.** An eligible educational institution is any college, university, vocational school, or other postsecondary educational institution eligible to participate in a student aid program administered by the U.S. Department of Education. It includes virtually all accredited public, nonprofit, and proprietary (privately owned profit-making) postsecondary institutions. The educational institution should be able to tell you if it is an eligible educational institution.

Certain educational institutions located outside the United States also participate in the U.S. Department of Education's Federal Student Aid (FSA) programs.

**Dependent for whom you claim an exemption.** You claim an exemption for a person if you list his or her name and other required information on Form 1040 (or Form 1040A), line 6c.

**Modified adjusted gross income (MAGI).** For most taxpayers, MAGI is adjusted gross income (AGI) as figured on their federal income tax return without taking into account this interest exclusion. However, as discussed below, there may be other modifications.

**MAGI when using Form 1040A.** If you file Form 1040A, your MAGI is the AGI on line 22 of that form figured without taking into account any savings bond interest exclusion and modified by adding back any amount on line 18 (Student loan interest deduction) and line 19 (Tuition and fees deduction).

**MAGI when using Form 1040.** If you file Form 1040, your MAGI is the AGI on line 38 of that form figured without taking into account any savings bond interest exclusion and modified by adding back any:

1. Foreign earned income exclusion,
2. Foreign housing exclusion,
3. Foreign housing deduction,
4. Exclusion of income by bona fide residents of American Samoa,
5. Exclusion of income by bona fide residents of Puerto Rico,
6. Exclusion for adoption benefits received under an employer's adoption assistance program,
7. Deduction for student loan interest,
8. Deduction for tuition and fees, and
9. Deduction for domestic production activities.

Use the worksheet in the instructions for line 9 of Form 8815 to figure your MAGI. If you claim any of the exclusion or deduction items (1)–(6) listed above, add the amount of the exclusion or deduction to the amount on line 5 of the worksheet. Do not add in the deduction for (7) student loan interest, and (8) tuition and fees, or (9) domestic production activities because line 4 of the worksheet already

includes these amounts. Enter the total on Form 8815, line 9, as your modified adjusted gross income (MAGI).



*Because the deduction for interest expenses attributable to royalties and other investments is limited to your net investment income, you cannot figure the deduction until you have figured this interest exclusion. Therefore, if you had interest expenses attributable to royalties and deductible on Schedule E (Form 1040), Supplemental Income and Loss, you must make a special computation of your deductible interest without regard to this exclusion to figure the net royalty income included in your MAGI. See Royalties included in MAGI under Education Savings Bond Program in Publication 550, chapter 1.*

## Figuring the Tax-Free Amount

If the total you receive when you cash in the bonds is not more than the adjusted qualified education expenses for the year, all of the interest on the bonds may be tax free. However, if the total you receive when you cash in the bonds is more than the adjusted expenses, only part of the interest may be tax free.

To determine the tax-free amount, multiply the interest part of the proceeds by a fraction. The numerator (top part) of the fraction is the adjusted qualified education expenses (AQEE) you paid during the year. The denominator (bottom part) of the fraction is the total proceeds you received during the year.

**Example.** In February 2012, Mark and Joan Washington, a married couple, cashed a qualified series EE U.S. savings bond. They received proceeds of \$9,000, representing principal of \$6,000 and interest of \$3,000. In 2012, they paid \$7,650 of their daughter's college tuition. They are not claiming an American opportunity or lifetime learning credit for those expenses, and their daughter does not have any tax-free educational assistance. Their MAGI for 2012 was \$80,000.

$$\begin{array}{rcl} \$3,000 & \times & \frac{\$7,650 \text{ AQEE}}{\$9,000 \text{ proceeds}} \\ \text{interest} & & \\ & = & \$2,550 \\ & & \text{tax-free} \\ & & \text{interest} \end{array}$$

They can exclude \$2,550 of interest in 2012. They must pay tax on the remaining \$450 (\$3,000 – \$2,550) interest.

## Effect of the Amount of Your Income on the Amount of Your Exclusion

The amount of your interest exclusion is gradually reduced (phased out) if your MAGI is between \$72,850 and \$87,850 (between \$109,250 and \$139,250 if your filing status is married filing jointly or qualifying widow(er) with a dependent child). You cannot exclude any of the interest if your MAGI is equal to or more than the upper limit.

Figure the phase out, if any, when you fill out Form 8815.

## Claiming the Exclusion

Use Form 8815 to figure your education savings bond interest exclusion. Enter your exclusion on line 3 of Schedule B (Form 1040A or 1040), Interest and Ordinary Dividends. Attach Form 8815 to your tax return.

## Illustrated Example

The information is the same as in the [Example](#), earlier, for Mark and Joan Washington, except they have a modified adjusted gross income of \$118,900. In this example, they can exclude \$1,729.67 of interest in 2012. See line 14 of [Form 8815, Exclusion of Interest From Series EE and I U.S. Savings Bonds Issued After 1989](#), later.

They must pay tax on the remaining \$1,270.33 interest (\$3,000 total interest – \$1,729.67 excluded interest).

Name(s) shown on return

**Exclusion of Interest From Series EE and I  
U.S. Savings Bonds Issued After 1989  
(For Filers With Qualified Higher Education Expenses)**► Information about Form 8815 and its instructions is at [www.irs.gov/form8815](http://www.irs.gov/form8815).

► Attach to Form 1040 or Form 1040A.

OMB No. 1545-0074

**2012**Attachment  
Sequence No. **167**

Your social security number

000-00-4567

Mark &amp; Joan Washington

1	(a) Name of person (you, your spouse, or your dependent) who was enrolled at or attended an eligible educational institution	(b) Name and address of eligible educational institution
	Anna Washington	Jamestown University 1111 James Road, Normal, VA 20100

If you need more space, attach a statement.

2	Enter the total qualified higher education expenses you paid in 2012 for the person(s) listed in column (a) of line 1. See the instructions to find out which expenses qualify . . . . .	2	7,650	
3	Enter the total of any nontaxable educational benefits (such as nontaxable scholarship or fellowship grants) received for 2012 for the person(s) listed in column (a) of line 1 (see instructions)	3	0	
4	Subtract line 3 from line 2. If zero or less, <b>stop</b> . You <b>cannot</b> take the exclusion . . . . .	4	7,650	
5	Enter the total proceeds (principal and interest) from all series EE and I U.S. savings bonds <b>issued after 1989</b> that you <b>cash</b> ed during 2012 . . . . .	5	9,000	
6	Enter the interest included on line 5 (see instructions) . . . . .	6	3,000	
7	If line 4 is equal to or more than line 5, enter "1.000." If line 4 is less than line 5, divide line 4 by line 5. Enter the result as a decimal (rounded to at least three places) . . . . .	7	x .850	
8	Multiply line 6 by line 7 . . . . .	8	2,550	
9	Enter your modified adjusted gross income (see instructions) . . . . .	9	118,900	
<b>Note:</b> If line 9 is \$87,850 or more if single or head of household, or \$139,250 or more if married filing jointly or qualifying widow(er) with dependent child, <b>stop</b> . You <b>cannot</b> take the exclusion.				
10	Enter: \$72,850 if single or head of household; \$109,250 if married filing jointly or qualifying widow(er) with dependent child . . . . .	10	109,250	
11	Subtract line 10 from line 9. If zero or less, skip line 12, enter -0- on line 13, and go to line 14 . . . . .	11	9,650	
12	Divide line 11 by: \$15,000 if single or head of household; \$30,000 if married filing jointly or qualifying widow(er) with dependent child. Enter the result as a decimal (rounded to at least three places) . . . . .	12	x 0.3217	
13	Multiply line 8 by line 12 . . . . .	13	820	33
14	<b>Excludable savings bond interest.</b> Subtract line 13 from line 8. Enter the result here and on Schedule B (Form 1040A or Form 1040), line 3 . . . . . ►	14	1,729	67

For Paperwork Reduction Act Notice, see your tax return instructions.

Cat. No. 10822S

Form **8815** (2012)

---

## 11.

---

# Employer-Provided Educational Assistance

---

## Introduction

If you receive educational assistance benefits from your employer under an educational assistance program, you can exclude up to \$5,250 of those benefits each year. This means your employer should not include those benefits with your wages, tips, and other compensation shown in box 1 of your Form W-2. This also means that you do not have to include the benefits on your income tax return.



*You cannot use any of the tax-free education expenses paid for by your employer as the basis for any other deduction or credit, including the American opportunity credit and lifetime learning credit.*

**Educational assistance program.** To qualify as an educational assistance program, the plan must be written and must meet certain other requirements. Your employer can tell you whether there is a qualified program where you work.

**Educational assistance benefits.** Tax-free educational assistance benefits include payments for tuition, fees and similar expenses, books, supplies, and equipment. Education generally includes any form of instruction or training that improves or develops your capabilities. The payments do not have to be for work-related courses or courses that are part of a degree program.

Educational assistance benefits do not include payments for the following items.

1. Meals, lodging, or transportation.
2. Tools or supplies (other than textbooks) that you can keep after completing the course of instruction.
3. Courses involving sports, games, or hobbies unless they:
  - a. Have a reasonable relationship to the business of your employer, or
  - b. Are required as part of a degree program.

**Benefits over \$5,250.** If your employer pays more than \$5,250 in educational assistance benefits for you during the year, you must generally pay tax on the amount over \$5,250. Your employer should include in your wages (Form W-2, box 1) the amount that you must include in income.

**Working condition fringe benefit.** However, if the benefits over \$5,250 also qualify as a working condition fringe benefit, your employer does not have to include them in your wages. A working condition fringe benefit is a benefit which, had you paid for it, you could deduct as an employee business expense. For more information on working condition fringe benefits, see *Working Condition Benefits* in chapter 2 of Publication 15-B, *Employer's Tax Guide to Fringe Benefits*.

---

## 12.

---

# Business Deduction for Work-Related Education

---

## What's New

**Standard mileage rate.** Generally, if you claim a business deduction for work-related education and you drive your car to and from school, the amount you can deduct for miles driven from January 1, 2012 through December 31, 2012, is 55.5 cents per mile. For more information, see [Transportation Expenses](#) under *What Expenses Can Be Deducted*, later.

---

## Introduction

This chapter discusses work-related education expenses that you may be able to deduct as business expenses.

To claim such a deduction, you must:

- Itemize your deductions on Schedule A (Form 1040 or 1040NR) if you are an employee,
- File Schedule C (Form 1040), Profit or Loss From Business, Schedule C-EZ (Form 1040), Net Profit From Business, or Schedule F (Form 1040), Profit or Loss From Farming if you are self-employed, and
- Have expenses for education that meet the requirements discussed under [Qualifying Work-Related Education](#), later.

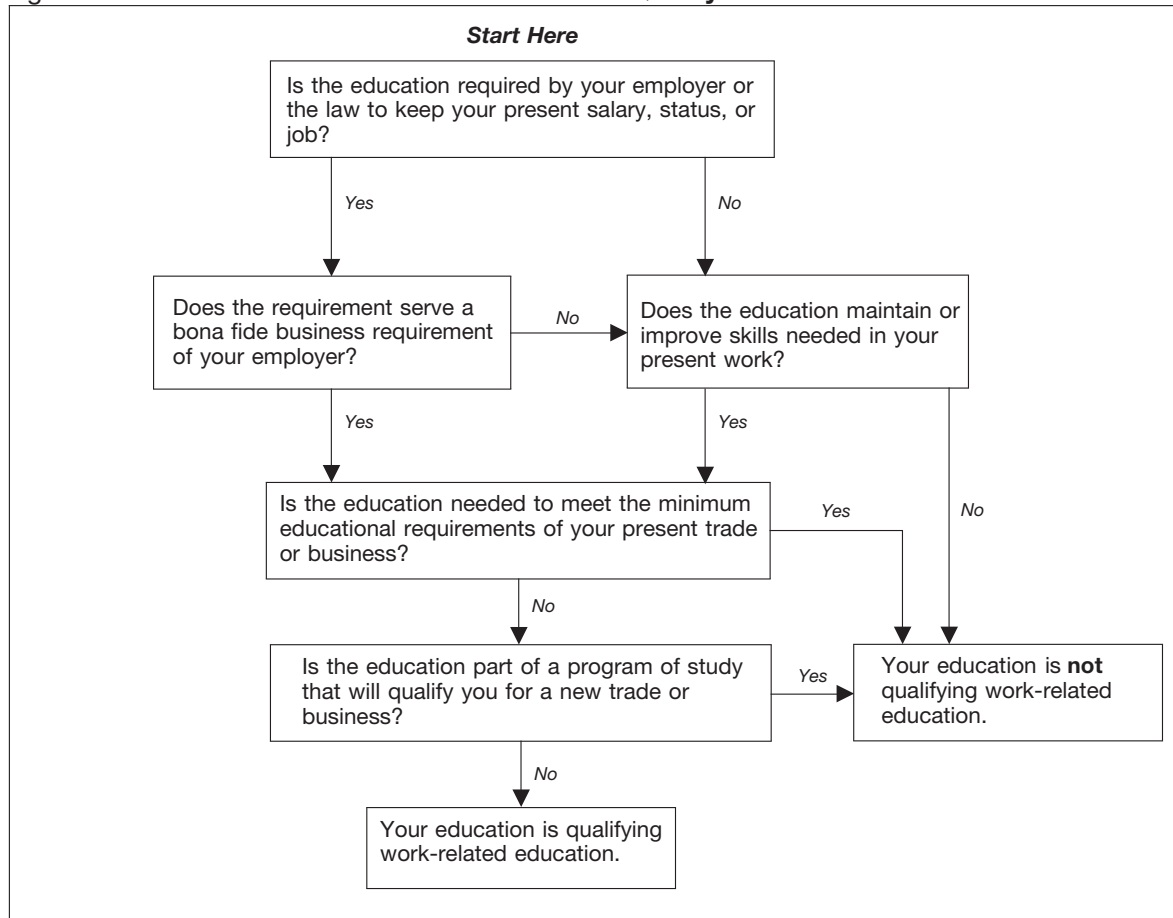
**What is the tax benefit of taking a business deduction for work-related education.** If you are an employee and can itemize your deductions, you may be able to claim a deduction for the expenses you pay for your work-related education. Your deduction will be the amount by which your qualifying work-related education expenses plus other job and certain miscellaneous expenses (except for impairment-related work expenses of disabled individuals) is greater than 2% of your adjusted gross income. An itemized deduction reduces the amount of your income subject to tax.

If you are self-employed, you deduct your expenses for qualifying work-related education directly from your self-employment income. This reduces the amount of your income subject to both income tax and self-employment tax.

Your work-related education expenses may also qualify you for other tax benefits, such as the American opportunity and lifetime learning credits. You may qualify for these other benefits even if you do not meet the requirements listed above.

Also, your work-related education expenses may qualify you to claim more than one tax benefit. Generally, you may claim any number of benefits as long as you use different expenses to figure each one.

Figure 12-1. **Does Your Work-Related Education Qualify?**



## Qualifying Work-Related Education

You can deduct the costs of qualifying work-related education as business expenses. This is education that meets at least one of the following two tests.

- The education is required by your employer or the law to keep your present salary, status, or job. The required education must serve a bona fide business purpose of your employer.
- The education maintains or improves skills needed in your present work.

However, even if the education meets one or both of the above tests, it is not qualifying work-related education if it:

- Is needed to meet the minimum educational requirements of your present trade or business, or
- Is part of a program of study that will qualify you for a new trade or business.

You can deduct the costs of qualifying work-related education as a business expense even if the education could lead to a degree.

Use [Figure 12-1, Does Your Work-Related Education Qualify](#) as a quick check to see if your education qualifies.

## Education Required by Employer or by Law

Once you have met the minimum educational requirements for your job, your employer or the law may require you to get more education. This additional education is qualifying work-related education if all three of the following requirements are met.

- It is required for you to keep your present salary, status, or job,
- The requirement serves a bona fide business purpose of your employer, and
- The education is not part of a program that will qualify you for a new trade or business.

When you get more education than your employer or the law requires, the additional education can be qualifying work-related education only if it maintains or improves skills required in your present work. See [Education To Maintain or Improve Skills](#), later.

**Example.** You are a teacher who has satisfied the minimum requirements for teaching. Your employer requires you to take an additional college course each year to keep your teaching job. If the courses will not qualify you for a new trade or business, they are qualifying work-related education even if you eventually receive a master's degree and an increase in salary because of this extra education.

## Education To Maintain or Improve Skills

If your education is not required by your employer or the law, it can be qualifying work-related education only if it maintains or improves skills needed in your present work. This could include refresher courses, courses on current developments, and academic or vocational courses.

**Example.** You repair televisions, radios, and stereo systems for XYZ Store. To keep up with the latest changes, you take special courses in radio and stereo service. These courses maintain and improve skills required in your work.

**Maintaining skills vs. qualifying for new job.** Education to maintain or improve skills needed in your present work is not qualifying education if it will also qualify you for a new trade or business.

**Education during temporary absence.** If you stop working for a year or less in order to get education to maintain or improve skills needed in your present work and then return to the same general type of work, your absence is considered temporary. Education that you get during a temporary absence is qualifying work-related education if it maintains or improves skills needed in your present work.

**Example.** You quit your biology research job to become a full-time biology graduate student for 1 year. If you return to work in biology research after completing the courses, the education is related to your present work even if you do not go back to work with the same employer.

**Education during indefinite absence.** If you stop work for more than a year, your absence from your job is considered indefinite. Education during an indefinite absence, even if it maintains or improves skills needed in the work from which you are absent, is considered to qualify you for a new trade or business. Therefore, it is not qualifying work-related education.

## Education To Meet Minimum Requirements

Education you need to meet the minimum educational requirements for your present trade or business is not qualifying work-related education. The minimum educational requirements are determined by:

- Laws and regulations,
- Standards of your profession, trade, or business, and
- Your employer.

Once you have met the minimum educational requirements that were in effect when you were hired, you do not have to meet any new minimum educational requirements. This means that if the minimum requirements change after you were hired, any education you need to meet the new requirements can be qualifying education.



*You have not necessarily met the minimum educational requirements of your trade or business simply because you are already doing the work.*

**Example 1.** You are a full-time engineering student. Although you have not received your degree or certification, you work part time as an engineer for a firm that will employ you as a full-time engineer after you finish college. Although your college engineering courses improve your skills in your present job, they are also needed to meet the minimum job requirements for a full-time engineer. The education is not qualifying work-related education.

**Example 2.** You are an accountant and you have met the minimum educational requirements of your employer. Your employer later changes the minimum educational requirements and requires you to take college courses to keep your job. These additional courses can be qualifying work-related education because you have already satisfied the minimum requirements that were in effect when you were hired.

## Requirements for Teachers

States or school districts usually set the minimum educational requirements for teachers. The requirement is the college degree or the minimum number of college hours usually required of a person hired for that position.

If there are no requirements, you will have met the minimum educational requirements when you become a faculty member. You generally will be considered a faculty member when one or more of the following occurs.

- You have tenure.
- Your years of service count toward obtaining tenure.
- You have a vote in faculty decisions.
- Your school makes contributions for you to a retirement plan other than social security or a similar program.

**Example 1.** The law in your state requires beginning secondary school teachers to have a bachelor's degree, including 10 professional education courses. In addition, to keep the job a teacher must complete a fifth year of training within 10 years from the date of hire. If the employing school certifies to the state Department of Education that qualified teachers cannot be found, the school can hire persons with only 3 years of college. However, to keep their jobs, these teachers must get a bachelor's degree and the required professional education courses within 3 years.

Under these facts, the bachelor's degree, whether or not it includes the 10 professional education courses, is considered the minimum educational requirement for qualification as a teacher in your state.

If you have all the required education except the fifth year, you have met the minimum educational requirements. The fifth year of training is qualifying work-related education unless it is part of a program of study that will qualify you for a new trade or business.

**Example 2.** Assume the same facts as in [Example 1](#) except that you have a bachelor's degree and only six professional education courses. The additional four education courses can be qualifying work-related education. Although you do not have all the required courses, you have already met the minimum educational requirements.

**Example 3.** Assume the same facts as in [Example 1](#) except that you are hired with only 3 years of college. The

courses you take that lead to a bachelor's degree (including those in education) are not qualifying work-related education. They are needed to meet the minimum educational requirements for employment as a teacher.

**Example 4.** You have a bachelor's degree and you work as a temporary instructor at a university. At the same time, you take graduate courses toward an advanced degree. The rules of the university state that you can become a faculty member only if you get a graduate degree. Also, you can keep your job as an instructor only as long as you show satisfactory progress toward getting this degree. You have not met the minimum educational requirements to qualify you as a faculty member. The graduate courses are not qualifying work-related education.

**Certification in a new state.** Once you have met the minimum educational requirements for teachers for your state, you are considered to have met the minimum educational requirements in all states. This is true even if you must get additional education to be certified in another state. Any additional education you need is qualifying work-related education. You have already met the minimum requirements for teaching. Teaching in another state is not a new trade or business.

**Example.** You hold a permanent teaching certificate in State A and are employed as a teacher in that state for several years. You move to State B and are promptly hired as a teacher. You are required, however, to complete certain prescribed courses to get a permanent teaching certificate in State B. These additional courses are qualifying work-related education because the teaching position in State B involves the same general kind of work for which you were qualified in State A.

## Education That Qualifies You for a New Trade or Business

Education that is part of a program of study that will qualify you for a new trade or business is not qualifying work-related education. This is true even if you do not plan to enter that trade or business.

If you are an employee, a change of duties that involves the same general kind of work is not a new trade or business.

**Example 1.** You are an accountant. Your employer requires you to get a law degree at your own expense. You register at a law school for the regular curriculum that leads to a law degree. Even if you do not intend to become a lawyer, the education is not qualifying because the law degree will qualify you for a new trade or business.

**Example 2.** You are a general practitioner of medicine. You take a 2-week course to review developments in several specialized fields of medicine. The course does not qualify you for a new profession. It is qualifying work-related education because it maintains or improves skills required in your present profession.

**Example 3.** While working in the private practice of psychiatry, you enter a program to study and train at an accredited psychoanalytic institute. The program will lead to qualifying you to practice psychoanalysis. The psychoanalytic training does not qualify you for a new profession. It is qualifying work-related education because it

maintains or improves skills required in your present profession.

## Bar or CPA Review Course

Review courses to prepare for the bar examination or the certified public accountant (CPA) examination are not qualifying work-related education. They are part of a program of study that can qualify you for a new profession.

## Teaching and Related Duties

All teaching and related duties are considered the same general kind of work. A change in duties in any of the following ways is not considered a change to a new business.

- Elementary school teacher to secondary school teacher.
- Teacher of one subject, such as biology, to teacher of another subject, such as art.
- Classroom teacher to guidance counselor.
- Classroom teacher to school administrator.

---

## What Expenses Can Be Deducted

If your education meets the requirements described earlier under [Qualifying Work-Related Education](#) you can generally deduct your education expenses as business expenses. If you are not self-employed, you can deduct business expenses only if you itemize your deductions.

You cannot deduct expenses related to tax-exempt and excluded income.

**Deductible expenses.** The following education expenses can be deducted.

- Tuition, books, supplies, lab fees, and similar items.
- Certain transportation and travel costs.
- Other education expenses, such as costs of research and typing when writing a paper as part of an educational program.

**Nondeductible expenses.** You cannot deduct personal or capital expenses. For example, you cannot deduct the dollar value of vacation time or annual leave you take to attend classes. This amount is a personal expense.

**Unclaimed reimbursement.** If you do not claim reimbursement that you are entitled to receive from your employer, you cannot deduct the expenses that apply to that unclaimed reimbursement.

**Example.** Your employer agrees to pay your education expenses if you file a voucher showing your expenses. You do not file a voucher and you do not get reimbursed. Because you did not file a voucher, you cannot deduct the expenses on your tax return.

## Transportation Expenses

If your education qualifies, you can deduct local transportation costs of going directly from work to school. If you are regularly employed and go to school on a temporary basis, you can also deduct the costs of returning from school to home.

**Temporary basis.** You go to school on a temporary basis if either of the following situations applies to you.

1. Your attendance at school is realistically expected to last 1 year or less and does indeed last for 1 year or less.
2. Initially, your attendance at school is realistically expected to last 1 year or less, but at a later date your attendance is reasonably expected to last more than 1 year. Your attendance is temporary up to the date you determine it will last more than 1 year.

If you are in either situation (1) or (2) above, your attendance is not temporary if facts and circumstances indicate otherwise.

**Attendance not on a temporary basis.** You do not go to school on a temporary basis if either of the following situations apply to you.

1. Your attendance at school is realistically expected to last more than 1 year. It does not matter how long you actually attend.
2. Initially, your attendance at school is realistically expected to last 1 year or less, but at a later date your attendance is reasonably expected to last more than 1 year. Your attendance is not temporary after the date you determine it will last more than 1 year.

## Deductible Transportation Expenses

If you are regularly employed and go directly from home to school on a temporary basis, you can deduct the round-trip costs of transportation between your home and school. This is true regardless of the location of the school, the distance traveled, or whether you attend school on nonwork days.

Transportation expenses include the actual costs of bus, subway, cab, or other fares, as well as the costs of using your car. Transportation expenses do not include amounts spent for travel, meals, or lodging while you are away from home overnight.

**Example 1.** You regularly work in a nearby town, and go directly from work to home. You also attend school every work night for 3 months to take a course that improves your job skills. Since you are attending school on a temporary basis, you can deduct your daily round-trip transportation expenses in going between home and school. This is true regardless of the distance traveled.

**Example 2.** Assume the same facts as in [Example 1](#) except that on certain nights you go directly from work to school and then home. You can deduct your transportation expenses from your regular work site to school and then home.

**Example 3.** Assume the same facts as in [Example 1](#) except that you attend the school for 9 months on Saturdays, nonwork days. Since you are attending school on a

temporary basis, you can deduct your round-trip transportation expenses in going between home and school.

**Example 4.** Assume the same facts as in [Example 1](#) except that you attend classes twice a week for 15 months. Since your attendance in school is not considered temporary, you cannot deduct your transportation expenses in going between home and school. If you go directly from work to school, you can deduct the one-way transportation expenses of going from work to school. If you go from work to home to go to school and return home, your transportation expenses cannot be more than if you had gone directly from work to school.

**Using your car.** If you use your car (whether you own or lease it) for transportation to school, you can deduct your actual expenses or use the standard mileage rate to figure the amount you can deduct. The standard mileage rate for miles driven from January 1, 2012 through December 31, 2012, is 55.5 cents per mile. Whichever method you use, you can also deduct parking fees and tolls. See Publication 463, chapter 4, for information on deducting your actual expenses of using a car.

## Travel Expenses

You can deduct expenses for travel, meals (see [50% limit on meals](#), later), and lodging if you travel overnight mainly to obtain qualifying work-related education.

Travel expenses for qualifying work-related education are treated the same as travel expenses for other employee business purposes. For more information, see chapter 1 of Publication 463.



*You cannot deduct expenses for personal activities such as sightseeing, visiting, or entertaining.*

**Mainly personal travel.** If your travel away from home is mainly personal, you cannot deduct all of your expenses for travel, meals, and lodging. You can deduct only your expenses for lodging and 50% of your expenses for meals during the time you attend the qualified educational activities.

Whether a trip's purpose is mainly personal or educational depends upon the facts and circumstances. An important factor is the comparison of time spent on personal activities with time spent on educational activities. If you spend more time on personal activities, the trip is considered mainly educational only if you can show a substantial nonpersonal reason for traveling to a particular location.

**Example 1.** John works in Newark, New Jersey. He traveled to Chicago to take a deductible 1-week course at the request of his employer. His main reason for going to Chicago was to take the course.

While there, he took a sightseeing trip, entertained some friends, and took a side trip to Pleasantville for a day.

Since the trip was mainly for business, John can deduct his round-trip airfare to Chicago. He cannot deduct his transportation expenses of going to Pleasantville. He can deduct only the meals (subject to the 50% limit) and lodging connected with his educational activities.

**Example 2.** Sue works in Boston. She went to a university in Michigan to take a course for work. The course is qualifying work-related education.

She took one course, which is one-fourth of a full course load of study. She spent the rest of the time on personal activities. Her reasons for taking the course in Michigan were all personal.

Sue's trip is mainly personal because three-fourths of her time is considered personal time. She cannot deduct the cost of her round-trip train ticket to Michigan. She can deduct one-fourth of the meals (subject to the 50% limit) and lodging costs for the time she attended the university.

**Example 3.** Dave works in Nashville and recently traveled to California to take a 2-week seminar. The seminar is qualifying work-related education.

While there, he spent an extra 8 weeks on personal activities. The facts, including the extra 8-week stay, show that his main purpose was to take a vacation.

Dave cannot deduct his round-trip airfare or his meals and lodging for the 8 weeks. He can deduct only his expenses for meals (subject to the 50% limit) and lodging for the 2 weeks he attended the seminar.

**Cruises and conventions.** Certain cruises and conventions offer seminars or courses as part of their itinerary. Even if the seminars or courses are work related, your deduction for travel may be limited. This applies to:

- Travel by ocean liner, cruise ship, or other form of luxury water transportation, and
- Conventions outside the North American area.

For a discussion of the limits on travel expense deductions that apply to cruises and conventions, see *Luxury Water Travel and Conventions* in chapter 1 of Publication 463.

**50% limit on meals.** You can deduct only 50% of the cost of your meals while traveling away from home to obtain qualifying work-related education. If you were reimbursed for the meals, see [How To Treat Reimbursements](#), later.

Employees must use Form 2106 or Form 2106-EZ to apply the 50% limit.

## Travel as Education

You cannot deduct the cost of travel as a form of education even if it is directly related to your duties in your work or business.

**Example.** You are a French language teacher. While on sabbatical leave granted for travel, you traveled through France to improve your knowledge of the French language. You chose your itinerary and most of your activities to improve your French language skills. You cannot deduct your travel expenses as education expenses. This is true even if you spent most of your time learning French by visiting French schools and families, attending movies or plays, and engaging in similar activities.

## No Double Benefit Allowed

You cannot do either of the following.

- Deduct work-related education expenses as business expenses if you benefit from these expenses under any other provision of the law, for example, as a tuition and fees deduction.

- Deduct work-related education expenses paid with tax-free scholarship, grant, or employer-provided educational assistance. See *Adjustments to Qualifying Work-Related Education Expenses*, next.

## Adjustments to Qualifying Work-Related Education Expenses

If you pay qualifying work-related education expenses with certain tax-free funds, you cannot claim a deduction for those amounts. You must reduce the qualifying expenses by the amount of such expenses allocable to the tax-free educational assistance.

**Tax-free educational assistance.** This includes:

- The tax-free part of scholarships and fellowships (see [Tax-Free Scholarships and Fellowships](#) in chapter 1, *Scholarships, Fellowships, Grants, and Tuition Reductions*),
- Pell grants (see [Pell Grants and Other Title IV Need-Based Education Grants](#) in chapter 1, *Scholarships, Fellowships, Grants, and Tuition Reductions*),
- Employer-provided educational assistance (see [chapter 11, Employer-Provided Educational Assistance](#)),
- Veterans' educational assistance (see [Veterans' Benefits](#) in chapter 1, *Scholarships, Fellowships, Grants, and Tuition Reductions*), and
- Any other nontaxable (tax-free) payments (other than gifts or inheritances) received as educational assistance.

**Amounts that do not reduce qualifying work-related education expenses.** Do not reduce the qualifying work-related education expenses by amounts paid with funds the student receives as:

- Payment for services, such as wages,
- A loan,
- A gift,
- An inheritance, or
- A withdrawal from the student's personal savings.

Also, do not reduce the qualifying work-related education expenses by any scholarship or fellowship reported as income on the student's return or any scholarship which, by its terms, cannot be applied to qualifying work-related education expenses.

---

## How To Treat Reimbursements

How you treat reimbursements depends on the arrangement you have with your employer.

There are two basic types of reimbursement arrangements - accountable plans and nonaccountable plans. You can tell the type of plan you are reimbursed under by the way the reimbursement is reported on your Form W-2.

**Note.** The following rules about reimbursement arrangements also apply to expense allowances received from your employer.

## Accountable Plans

To be an accountable plan, your employer's reimbursement arrangement must require you to meet all three of the following rules.

- Your expenses must have a business connection. This means your expenses must be deductible under the rules for qualifying work-related education explained earlier.
- You must adequately account to your employer for your expenses within a reasonable period of time.
- You must return any reimbursement or allowance in excess of the expenses accounted for within a reasonable period of time.

If you are reimbursed under an accountable plan, your employer should not include any reimbursement in your income in box 1 of your Form W-2.



*If your employer included reimbursements in box 1 of your Form W-2 and you meet all three rules for accountable plans, ask your employer for a corrected Form W-2.*

**Accountable plan rules not met.** Even though you are reimbursed under an accountable plan, some of your expenses may not meet all three rules for accountable plans. Those expenses that fail to meet the three rules are treated as having been reimbursed under a [Nonaccountable Plan](#) (discussed later).

**Expenses equal reimbursement.** Under an accountable plan, if your expenses equal your reimbursement, you do not complete Form 2106 or 2106-EZ. Because your expenses and reimbursements are equal, you do not have a deduction.

**Excess expenses.** If your expenses are more than your reimbursement, you can deduct your excess expenses. This is discussed later, under [Deducting Business Expenses](#).

**Allocating your reimbursements for meals.** Because your excess meal expenses are subject to the 50% limit, you must figure them separately from your other expenses. If your employer paid you a single amount to cover both meals and other expenses, you must allocate the reimbursement so that you can figure your excess meal expenses separately. Make the allocation as follows.

1. Divide your meal expenses by your total expenses.
2. Multiply your total reimbursement by the result from (1). This is the allocated reimbursement for your meal expenses.
3. Subtract the amount figured in (2) from your total reimbursement. The difference is the allocated reimbursement for your other expenses of qualifying work-related education.

**Example.** Your employer paid you an expense allowance of \$2,000 under an accountable plan. The allowance was to cover all of your expenses of traveling away from home to take a 2-week training course for work. There was no indication of how much of the reimbursement was for each type of expense. Your actual expenses equal \$2,500 (\$425 for meals + \$700 lodging + \$150 transportation expenses + \$1,225 for books and tuition).

Using the steps listed above, allocate the reimbursement between the \$425 meal expenses and the \$2,075 other expenses.

1.  $\frac{\$425 \text{ meal expenses}}{\$2,500 \text{ total expenses}} = .17$
2.  $\$2,000 \text{ (reimbursement)} \times .17 = \$340 \text{ (allocated reimbursement for meal expenses)}$
3.  $\$2,000 \text{ (reimbursement)} - \$340 \text{ (meals)} = \$1,660 \text{ (allocated reimbursement for other qualifying work-related education expenses)}$

Your excess meal expenses are \$85 (\$425 – \$340) and your excess other expenses are \$415 (\$2,075 – \$1,660). After you apply the 50% limit to your meals, you have a deduction for work-related education expenses of \$458  $((\$85 \times 50\%) + \$415)$ .

## Nonaccountable Plans

Your employer will combine the amount of any reimbursement or other expense allowance paid to you under a nonaccountable plan with your wages, salary, or other pay and report the total in box 1 of your Form W-2.

You can deduct your expenses regardless of whether they are more than, less than, or equal to your reimbursement. This is discussed later under [Deducting Business Expenses](#). An illustrated example of a nonaccountable plan, using Form 2106-EZ, is shown at the end of this chapter.

**Reimbursements for nondeductible expenses.** Reimbursements you received for nondeductible expenses are treated as paid under a nonaccountable plan. You must include them in your income. For example, you must include in your income reimbursements your employer gave you for expenses of education that:

- You need to meet the minimum educational requirements for your job, or
- Is part of a program of study that can qualify you for a new trade or business.

For more information on accountable and nonaccountable plans, see chapter 6 of Publication 463.

## Deducting Business Expenses

Self-employed persons and employees report their business expenses differently.

The following information explains what forms you must use to deduct the cost of your qualifying work-related education as a business expense.

### Self-Employed Persons

If you are self-employed, you must report the cost of your qualifying work-related education on the appropriate form used to report your business income and expenses (generally Schedule C (Form 1040), Schedule C-EZ (Form 1040), or Schedule F (Form 1040)). If your education

expenses include expenses for a car or truck, travel, or meals, report those expenses the same way you report other business expenses for those items. See the instructions for the form you file for information on how to complete it.

## Employees

If you are an employee, you can deduct the cost of qualifying work-related education only if you:

1. Did not receive (and were not entitled to receive) any reimbursement from your employer,
2. Were reimbursed under a nonaccountable plan (amount is included in box 1 of Form W-2), or
3. Received reimbursement under an accountable plan, but the amount received was less than your expenses for which you claimed reimbursement.

If either (1) or (2) applies, you can deduct the total qualifying cost. If (3) applies, you can deduct only the qualifying costs that were more than your reimbursement.

In order to deduct the cost of your qualifying work-related education as a business expense, include the amount with your deduction for any other employee business expenses on Schedule A (Form 1040), line 21, or Schedule A (Form 1040NR), line 7. (Special rules for expenses of certain performing artists and fee-basis officials and for impairment-related work expenses are explained later.)

This deduction (except for impairment-related work expenses of disabled individuals) is subject to the 2%-of-adjusted-gross-income limit that applies to most miscellaneous itemized deductions.

**Form 2106 or 2106-EZ.** To figure your deduction for employee business expenses, including qualifying work-related education, you generally must complete Form 2106 or 2106-EZ.

**Form not required.** Do not complete either Form 2106 or 2106-EZ if:

- All reimbursements, if any, are included in box 1 of your Form W-2, and
- You are not claiming travel, transportation, meal, or entertainment expenses.

If you meet both of these requirements, enter the expenses directly on Schedule A (Form 1040), line 21, or Schedule A (Form 1040NR), line 7. (Special rules for expenses of certain [Performing Artists and Fee-Basis Officials](#) and for [Impairment-Related Work Expenses](#) are explained later.)

**Using Form 2106-EZ.** This form is shorter and easier to use than Form 2106. Generally, you can use this form if:

- All reimbursements, if any, are included in box 1 of your Form W-2, and
- You are using the standard mileage rate if you are claiming vehicle expenses.

If you do not meet both of these requirements, use Form 2106.

## Performing Artists and Fee-Basis Officials

If you are a qualified performing artist, or a state (or local) government official who is paid in whole or in part on a fee basis, you can deduct the cost of your qualifying work-related education as an adjustment to gross income rather than as an itemized deduction.

Include the cost of your qualifying work-related education with any other employee business expenses on Form 1040, line 24, or Form 1040NR, line 35. You do not have to itemize your deductions on Schedule A (Form 1040 or 1040NR), and, therefore, the deduction is not subject to the 2%-of-adjusted-gross-income limit. You must complete Form 2106 or 2106-EZ to figure your deduction even if you meet the requirements described earlier under [Form not required](#).

For more information on qualified performing artists, see chapter 6 of Publication 463.

## Impairment-Related Work Expenses

If you are disabled and have impairment-related work expenses that are necessary for you to be able to get qualifying work-related education, you can deduct these expenses on Schedule A (Form 1040), line 28, or Schedule A (Form 1040NR), line 14. They are not subject to the 2%-of-adjusted-gross-income limit. To deduct these expenses, you must complete Form 2106 or 2106-EZ even if you meet the requirements described earlier under [Form not required](#).

For more information on impairment-related work expenses, see chapter 6 of Publication 463.

## Recordkeeping



You must keep records as proof of any deduction claimed on your tax return. Generally, you should keep your records for 3 years from the date of filing the tax return and claiming the deduction.

If you are an employee who is reimbursed for expenses and you give your records and documentation to your employer, you do not have to keep duplicate copies of this information. However, you should keep your records for a 3-year period if:

- You claim deductions for expenses that are more than your reimbursement,
- Your employer does not use adequate accounting procedures to verify expense accounts,
- You are related to your employer, or
- Your expenses are reimbursed under a nonaccountable plan.

**Examples of records to keep.** If any of the above cases apply to you, you must be able to prove that your expenses are deductible. You should keep adequate records or have sufficient evidence that will support your expenses. Estimates or approximations do not qualify as proof of an expense. Some examples of what can be used to help prove your expenses are:

1. Documents, such as transcripts, course descriptions, catalogs, etc., showing periods of enrollment in educational institutions, principal subjects studied, and descriptions of educational activity.
2. Canceled checks and receipts to verify amounts you spent for:
  - a. Tuition and books,
  - b. Meals and lodging while away from home overnight for educational purposes,
  - c. Travel and transportation, and
  - d. Other education expenses.
3. Statements from your employer explaining whether the education was necessary for you to keep your job, salary, or status; how the education helped maintain or improve skills needed in your job; how much reimbursement you received; and, if you are a teacher, the type of certificate and subjects taught.
4. Complete information about any scholarship or fellowship grants, including amounts you received during the year.

## Illustrated Example

Victor Jones teaches math at a private high school in North Carolina. He was selected to attend a 3-week math seminar at a university in California. The seminar will improve his skills in his current job and is qualifying work-related education. He was reimbursed for his expenses under his employer's nonaccountable plan, so his

reimbursement of \$2,100 is included in the wages shown in box 1 of his Form W-2. Victor will file Form 1040.

His actual expenses for the seminar are as follows:

Lodging . . . . .	\$1,050
Meals . . . . .	526
Airfare . . . . .	550
Taxi fares . . . . .	50
Tuition and books . . . . .	400
<b>Total Expenses</b>	<b><u>\$2,576</u></b>

Victor files [Form 2106-EZ](#) with his tax return. He shows his expenses for the seminar in Part I of the form. He enters \$1,650 (\$1,050 + \$550 + \$50) on line 3 to account for his lodging, airfare, and taxi fares. He enters \$400 on line 4 for his tuition and books. On the line provided for total meals and entertainment expenses, Victor enters \$526 for meal expenses. He multiplies that amount by 50% and enters the result, \$263, on line 5. On line 6, Victor totals the amounts from lines 3 through 5. He carries the total, \$2,313, to Schedule A (Form 1040), line 21.

Since he does not claim any vehicle expenses, Victor leaves Part II blank. His filled-in form is shown on the next page.

**Unreimbursed Employee Business Expenses**▶ **Attach to Form 1040 or Form 1040NR.****2012**Attachment  
Sequence No. **129A**

Your name <i>Victor Jones</i>	Occupation in which you incurred expenses <i>Teaching</i>	Social security number 123   00   4321
----------------------------------	--	---

**You Can Use This Form Only if All of the Following Apply.**

- You are an employee deducting ordinary and necessary expenses attributable to your job. An ordinary expense is one that is common and accepted in your field of trade, business, or profession. A necessary expense is one that is helpful and appropriate for your business. An expense does not have to be required to be considered necessary.
- You **do not** get reimbursed by your employer for any expenses (amounts your employer included in box 1 of your Form W-2 are not considered reimbursements for this purpose).
- If you are claiming vehicle expense, you are using the standard mileage rate for 2012.

**Caution:** You can use the standard mileage rate for 2012 **only if:** (a) you owned the vehicle and used the standard mileage rate for the first year you placed the vehicle in service, **or** (b) you leased the vehicle and used the standard mileage rate for the portion of the lease period after 1997.

**Part I Figure Your Expenses**

<b>1</b> Complete Part II. Multiply line 8a by 55.5¢ (.555). Enter the result here . . . . .	<b>1</b>		
<b>2</b> Parking fees, tolls, and transportation, including train, bus, etc., that <b>did not</b> involve overnight travel or commuting to and from work . . . . .	<b>2</b>		
<b>3</b> Travel expense while away from home overnight, including lodging, airplane, car rental, etc. <b>Do not</b> include meals and entertainment . . . . .	<b>3</b>	1,650	
<b>4</b> Business expenses not included on lines 1 through 3. <b>Do not</b> include meals and entertainment . . . . .	<b>4</b>	400	
<b>5</b> Meals and entertainment expenses: \$ <u>526</u> × 50% (.50). (Employees subject to Department of Transportation (DOT) hours of service limits: Multiply meal expenses incurred while away from home on business by 80% (.80) instead of 50%. For details, see instructions.)	<b>5</b>	263	
<b>6</b> <b>Total expenses.</b> Add lines 1 through 5. Enter here and on <b>Schedule A (Form 1040), line 21</b> (or on <b>Schedule A (Form 1040NR), line 7</b> ). (Armed Forces reservists, fee-basis state or local government officials, qualified performing artists, and individuals with disabilities: See the instructions for special rules on where to enter this amount.) . . . . .	<b>6</b>	2,313	

**Part II Information on Your Vehicle.** Complete this part **only** if you are claiming vehicle expense on line 1.

**7** When did you place your vehicle in service for business use? (month, day, year) ▶ \_\_\_\_ / \_\_\_\_ / \_\_\_\_

**8** Of the total number of miles you drove your vehicle during 2012, enter the number of miles you used your vehicle for:

**a** Business \_\_\_\_\_ **b** Commuting (see instructions) \_\_\_\_\_ **c** Other \_\_\_\_\_

**9** Was your vehicle available for personal use during off-duty hours? . . . . . ☐ **Yes** ☐ **No**

**10** Do you (or your spouse) have another vehicle available for personal use? . . . . . ☐ **Yes** ☐ **No**

**11a** Do you have evidence to support your deduction? . . . . . ☐ **Yes** ☐ **No**

**b** If "Yes," is the evidence written? . . . . . ☐ **Yes** ☐ **No**

For Paperwork Reduction Act Notice, see your tax return instructions.

Cat. No. 20604Q

Form **2106-EZ** (2012)

## 13.

# How To Get Tax Help

You can get help with unresolved tax issues, order free publications and forms, ask tax questions, and get information from the IRS in several ways. By selecting the method that is best for you, you will have quick and easy access to tax help.

**Free help with your tax return.** Free help in preparing your return is available nationwide from IRS-certified volunteers. The Volunteer Income Tax Assistance (VITA) program is designed to help low-moderate income, elderly, disabled, and limited English proficient taxpayers. The Tax Counseling for the Elderly (TCE) program is designed to assist taxpayers age 60 and older with their tax returns. Most VITA and TCE sites offer free electronic filing and all volunteers will let you know about credits and deductions you may be entitled to claim. Some VITA and TCE sites provide taxpayers the opportunity to prepare their return with the assistance of an IRS-certified volunteer. To find the nearest VITA or TCE site, visit [IRS.gov](http://IRS.gov) or call 1-800-906-9887 or 1-800-829-1040.

As part of the TCE program, AARP offers the Tax-Aide counseling program. To find the nearest AARP Tax-Aide site, visit AARP's website at [www.aarp.org/money/taxaide](http://www.aarp.org/money/taxaide) or call 1-888-227-7669.

For more information on these programs, go to [IRS.gov](http://IRS.gov) and enter "VITA" in the search box.



**Internet.** You can access the IRS website at [IRS.gov](http://IRS.gov) 24 hours a day, 7 days a week to:

- **E-file** your return. Find out about commercial tax preparation and e-file services available free to eligible taxpayers.
- Check the status of your 2012 refund. Go to [IRS.gov](http://IRS.gov) and click on *Where's My Refund*. Information about your return will generally be available within 24 hours after the IRS receives your e-filed return, or 4 weeks after you mail your paper return. If you filed Form 8379 with your return, wait 14 weeks (11 weeks if you filed electronically). Have your 2012 tax return handy so you can provide your social security number, your filing status, and the exact whole dollar amount of your refund.
- *Where's My Refund?* has a new look this year! The tool will include a tracker that displays progress through three stages: (1) return received, (2) refund approved, and (3) refund sent. *Where's My Refund?* will provide an actual personalized refund date as soon as the IRS processes your tax return and approves your refund. So in a change from previous filing seasons, you won't get an estimated refund date right away. *Where's My Refund?* includes information for the most recent return filed in the current year and does not include information about amended returns.
- You can obtain a free transcript online at [IRS.gov](http://IRS.gov) by clicking on *Order a Return or Account Transcript* under "Tools." For a transcript by phone, call

1-800-908-9946 and follow the prompts in the recorded message. You will be prompted to provide your SSN or Individual Taxpayer Identification Number (ITIN), date of birth, street address and ZIP code.

- Download forms, including talking tax forms, instructions, and publications.
- Order IRS products.
- Research your tax questions.
- Search publications by topic or keyword.
- Use the Internal Revenue Code, regulations, or other official guidance.
- View Internal Revenue Bulletins (IRBs) published in the last few years.
- Figure your withholding allowances using the IRS Withholding Calculator at [www.irs.gov/individuals](http://www.irs.gov/individuals).
- Determine if Form 6251 (Alternative Minimum Tax—Individuals), must be filed by using our Alternative Minimum Tax (AMT) Assistant available at [IRS.gov](http://IRS.gov) by typing *Alternative Minimum Tax Assistant* in the search box.
- Sign up to receive local and national tax news by email.
- Get information on starting and operating a small business.



**Phone.** Many services are available by phone.

- **Ordering forms, instructions, and publications.** Call 1-800-TAX-FORM (1-800-829-3676) to order current-year forms, instructions, and publications, and prior-year forms and instructions (limited to 5 years). You should receive your order within 10 days.
- **Asking tax questions.** Call the IRS with your tax questions at 1-800-829-1040.
- **Solving problems.** You can get face-to-face help solving tax problems most business days in IRS Taxpayer Assistance Centers (TAC). An employee can explain IRS letters, request adjustments to your account, or help you set up a payment plan. Call your local Taxpayer Assistance Center for an appointment. To find the number, go to [www.irs.gov/localcontacts](http://www.irs.gov/localcontacts) or look in the phone book under *United States Government, Internal Revenue Service*.
- **TTY/TDD equipment.** If you have access to TTY/TDD equipment, call 1-800-829-4059 to ask tax questions or to order forms and publications. The TTY/TDD telephone number is for individuals who are deaf, hard of hearing, or have a speech disability. These individuals can also access the IRS through relay services such as the Federal Relay Service at [www.gsa.gov/fedrelay](http://www.gsa.gov/fedrelay).
- **TeleTax topics.** Call 1-800-829-4477 to listen to pre-recorded messages covering various tax topics.
- **Checking the status of your 2012 refund.** To check the status of your 2012 refund, call 1-800-829-1954 or 1-800-829-4477 (automated *Where's My Refund?* information 24 hours a day, 7 days a week). Information about your return will generally be available within 24 hours after the IRS receives your e-filed return, or 4

weeks after you mail your paper return. If you filed Form 8379 with your return, wait 14 weeks (11 weeks if you filed electronically). Have your 2012 tax return handy so you can provide your social security number, your filing status, and the exact whole dollar amount of your refund. *Where's My Refund?* will provide an actual personalized refund date as soon as the IRS processes your tax return and approves your refund. *Where's My Refund?* includes information for the most recent return filed in the current year and does not include information about amended returns.

**Evaluating the quality of our telephone services.** To ensure IRS representatives give accurate, courteous, and professional answers, we use several methods to evaluate the quality of our telephone services. One method is for a second IRS representative to listen in on or record random telephone calls. Another is to ask some callers to complete a short survey at the end of the call.



**Walk-in.** Some products and services are available on a walk-in basis.

- **Products.** You can walk in to some post offices, libraries, and IRS offices to pick up certain forms, instructions, and publications. Some IRS offices, libraries, and city and county government offices have a collection of products available to photocopy from reproducible proofs. Also, some IRS offices and libraries have the Internal Revenue Code, regulations, Internal Revenue Bulletins, and Cumulative Bulletins available for research purposes.
- **Services.** You can walk in to your local TAC most business days for personal, face-to-face tax help. An employee can explain IRS letters, request adjustments to your tax account, or help you set up a payment plan. If you need to resolve a tax problem, have questions about how the tax law applies to your individual tax return, or you are more comfortable talking with someone in person, visit your local TAC where you can talk with an IRS representative face-to-face. No appointment is necessary—just walk in. Before visiting, check [www.irs.gov/localcontacts](http://www.irs.gov/localcontacts) for hours of operation and services provided. If you have an ongoing, complex tax account problem or a special need, such as a disability, an appointment can be requested by calling your local TAC. You can leave a message and a representative will call you back within 2 business days. All other issues will be handled without an appointment. To call your local TAC, go to [www.irs.gov/localcontacts](http://www.irs.gov/localcontacts) or look in the phone book under *United States Government, Internal Revenue Service*.



**Mail.** You can send your order for forms, instructions, and publications to the address below. You should receive a response within 10 days after your request is received.

Internal Revenue Service  
1201 N. Mitsubishi Motorway  
Bloomington, IL 61705-6613

**Taxpayer Advocate Service.** The Taxpayer Advocate Service (TAS) is your voice at the IRS. Its job is to ensure that every taxpayer is treated fairly, and that you know and understand your rights. TAS offers free help to guide you

through the often-confusing process of resolving tax problems that you haven't been able to solve on your own. Remember, the worst thing you can do is nothing at all.

TAS can help if you can't resolve your problem with the IRS and:

- Your problem is causing financial difficulties for you, your family, or your business.
- You face (or your business is facing) an immediate threat of adverse action.
- You have tried repeatedly to contact the IRS but no one has responded, or the IRS has not responded to you by the date promised.

If you qualify for help, they will do everything they can to get your problem resolved. You will be assigned to one advocate who will be with you at every turn. TAS has offices in every state, the District of Columbia, and Puerto Rico. Although TAS is independent within the IRS, their advocates know how to work with the IRS to get your problems resolved. And its services are always free.

As a taxpayer, you have rights that the IRS must abide by in its dealings with you. The TAS tax toolkit at [www.TaxpayerAdvocate.irs.gov](http://www.TaxpayerAdvocate.irs.gov) can help you understand these rights.

If you think TAS might be able to help you, call your local advocate, whose number is in your phone book and on our website at [www.irs.gov/advocate](http://www.irs.gov/advocate). You can also call the toll-free number at 1-877-777-4778. Deaf and hard of hearing individuals who have access to TTY/TDD equipment can call 1-800-829-4059. These individuals can also access the IRS through relay services such as the Federal Relay Service at [www.gsa.gov/fedrelay](http://www.gsa.gov/fedrelay).

TAS also handles large-scale or systemic problems that affect many taxpayers. If you know of one of these broad issues, please report it through the Systemic Advocacy Management System at [www.irs.gov/advocate](http://www.irs.gov/advocate).

**Low Income Taxpayer Clinics (LITCs).** Low Income Taxpayer Clinics (LITCs) are independent from the IRS. Some clinics serve individuals whose income is below a certain level and who need to resolve a tax problem. These clinics provide professional representation before the IRS or in court on audits, appeals, tax collection disputes, and other issues for free or for a small fee. Some clinics can provide information about taxpayer rights and responsibilities in many different languages for individuals who speak English as a second language. For more information and to find a clinic near you, see the LTC page on [www.irs.gov/advocate](http://www.irs.gov/advocate) or IRS Publication 4134, *Low Income Taxpayer Clinic List*. This publication is also available by calling 1-800-TAX-FORM (1-800-829-3676) or at your local IRS office.

**Free tax services.** Publication 910, *IRS Guide to Free Tax Services*, is your guide to IRS services and resources. Learn about free tax information from the IRS, including publications, services, and education and assistance programs. The publication also has an index of over 100 TeleTax topics (recorded tax information) you can listen to on the telephone. The majority of the information and services listed in this publication are available to you free of charge. If there is a fee associated with a resource or service, it is listed in the publication.

Accessible versions of IRS published products are available on request in a variety of alternative formats for people with disabilities.



**DVD for tax products.** You can order Publication 1796, IRS Tax Products DVD, and obtain:

- Current-year forms, instructions, and publications.
- Prior-year forms, instructions, and publications.
- Tax Map: an electronic research tool and finding aid.
- Tax law frequently asked questions.
- Tax Topics from the IRS telephone response system.
- Internal Revenue Code—Title 26 of the U.S. Code.
- Links to other Internet-based tax research materials.
- Fill-in, print, and save features for most tax forms.
- Internal Revenue Bulletins.
- Toll-free and email technical support.
- Two releases during the year.
  - The first release will ship the beginning of January 2013.
  - The final release will ship the beginning of March 2013.

Purchase the DVD from National Technical Information Service (NTIS) at [www.irs.gov/cdorders](http://www.irs.gov/cdorders) for \$30 (no handling fee) or call 1-877-233-6767 toll free to buy the DVD for \$30 (plus a \$6 handling fee).

---

## Appendices

---

The following appendices are provided to help you claim the education benefits that will give you the lowest tax.

1. **Appendix A**—An *Illustrated Example of Education Credits* including a filled-in Form 8863 showing how to claim both the American opportunity credit and lifetime learning credit for 2012.
2. **Appendix B**—A chart summarizing some of the major differences between the education tax benefits discussed in this publication. It is intended only as a guide. Look in this publication for more complete information.

### Appendix A. Illustrated Example of Education Credits

Dave and Valerie Jones are married and on their 2012 joint tax return they claim exemptions for their two dependent children, Sean (age 21, social security number: 320-33-3343) and Carey (age 18, social security number: 320-33-3333). Their modified adjusted gross income (MAGI) on Form 1040, line 38 is \$110,000. Because Dave and Valerie have unusually high itemized deductions, their taxable income is \$10,000 and their tax before credits is \$1,000.

Sean enrolled as a full-time graduate student in August 2012 at California State College. He graduated with his bachelor's degree in 2011 and did

not attend school from January 2012 through July 2012. His parents claimed the Hope scholarship for Sean for 2008 and the American opportunity credit for Sean for 2009, 2010, and 2011.

Carey enrolled full time as a freshman at the same college in January 2012 to begin working on her bachelor's degree.

In 2012, Dave and Valerie paid \$7,000 in tuition for Sean and \$8,500 in tuition for Carey. California State College issued two Forms 1098-T, one for Sean and one for Carey, and sent them to the Joneses' residence. Neither Sean nor Carey has been convicted of a felony for possession or distribution of a controlled substance before the end of 2012.

Dave and Valerie figure their education credits by completing Form 8863. They begin Form 8863 on page 2 before completing Part I on page 1. Because the Joneses have two eligible students, they will complete page 2 twice, once for their son, Sean, and once for their daughter, Carey. They use the information from Carey's Form 1098-T to complete Part III, lines 20, 21, and 22, (1), (2), (3), and (4).

The Joneses decide to complete Part III for Carey first and complete questions 23-26. The Joneses complete line 27-30 and carry over the amount of \$2,500 entered on line 30, Part III to Part I, line 1.

The Joneses figure their refundable American opportunity credit of \$1,000 by completing Form 8863, Part I, lines 1 through 8. They enter the amount from line 8, \$1,000, on line 66 of their Form 1040.

The Joneses complete a separate Part III for their son Sean. They use the information from Sean's Form 1098-T to complete lines 20-22, (1), (2), (3), and (4). They then complete line 23, determine that Sean is not eligible for the American opportunity credit, and go to line 31 as instructed. They figure their line 31 adjusted qualified education expenses for Sean to be \$7,000.

The Joneses enter \$7,000 on Part II, line 10, of Form 8863 and figure their tentative lifetime learning credit for 2012 to be \$1,400 (line 12). They cannot claim the full amount because their MAGI of \$110,000 is greater than \$104,000. They enter the reduced amount of \$980 (figured on Part II, line 18) on the Credit Limit Worksheet, line 1. The \$980 is added to their non-refundable American opportunity credit (\$1,500 on line 8 of the Credit Limit Worksheet) for a total nonrefundable credit of \$2,480. The Joneses enter \$1,000 on line 13 of the Credit Limit Worksheet, which is the smaller of their tax from line 46 of their Form 1040 (which is \$1,000) or the \$2,480 on line 13 of the Credit Limit Worksheet. They enter \$1,000 on line 19, Part II of Form 8863 and on line 49 of Form 1040.

☐ CORRECTED

FILER'S name, street address, city, state, ZIP code, and telephone number  California State College 1 Education Way Modesto, CA 23232 732-111-1111		1 Payments received for qualified tuition and related expenses \$ 8500	2 Amounts billed for qualified tuition and related expenses \$	OMB No. 1545-1574  <b>2012</b>  Form <b>1098-T</b>	<b>Tuition Statement</b>
FILER'S federal identification no. 12-1234545	STUDENT'S social security number 320-33-3333	3 If this box is checked, your educational institution has changed its reporting method for 2012 <input type="checkbox"/>		<b>Copy B For Student</b>  This is important tax information and is being furnished to the Internal Revenue Service.	
STUDENT'S name  Carey Jones		4 Adjustments made for a prior year \$	5 Scholarships or grants \$		
Street address (including apt. no.) 12 South Street		6 Adjustments to scholarships or grants for a prior year \$	7 Checked if the amount in box 1 or 2 includes amounts for an academic period beginning January - March 2013 ► <input type="checkbox"/>		
City, state, and ZIP code Napa Valley, CA 24556					
Service Provider/Acct. No. (see instr.)	8 Check if at least half-time student <input checked="" type="checkbox"/>	9 Checked if a graduate student . . . . <input type="checkbox"/>	10 Ins. contract reimb./refund \$		

Form **1098-T**

(keep for your records)

Department of the Treasury - Internal Revenue Service

## Adjusted Qualified Education Expenses Worksheet

- |   |       |
|---|-------|
| 1. Total qualified education expenses paid for or on behalf of the student in 2012 for the academic period . . . . .                                | 8,500 |
| 2. Less adjustments:  |       |
| a. Tax-free educational assistance received in 2012 allocable to the academic period . . . . .  | 0     |
| b. Tax-free educational assistance received in 2013 (and before you file your 2012 tax return) allocable to the academic period . . . . .           | 0     |
| c. Refunds of qualified education expenses paid in 2012 if the refund is received in 2012 or in 2013 before you file your 2012 tax return . . . . . | 0     |
| 3. Total adjustments (add lines 2a, 2b, and 2c) . . . . .   | 0     |
| 4. Adjusted qualified education expenses. Subtract line 3 from line 1. If zero or less, enter -0- . . . . .   | 8,500 |

☐ CORRECTED

FILER'S name, street address, city, state, ZIP code, and telephone number  California State College 1 Education Way Modesto, CA 23232 732-111-1111		1 Payments received for qualified tuition and related expenses <b>\$ 7000</b>	OMB No. 1545-1574  <div style="font-size: 2em; font-weight: bold;">2012</div>	<b>Tuition Statement</b>
FILER'S federal identification no. 12-1234545      STUDENT'S social security number 320-33-3343		2 Amounts billed for qualified tuition and related expenses <b>\$</b>	Form <b>1098-T</b>	
STUDENT'S name  Sean Jones		3 If this box is checked, your educational institution has changed its reporting method for 2012 <input type="checkbox"/>		<b>Copy B For Student</b>  This is important tax information and is being furnished to the Internal Revenue Service.
Street address (including apt. no.) 12 South Street		4 Adjustments made for a prior year <b>\$</b>	5 Scholarships or grants <b>\$</b>	
City, state, and ZIP code Napa Valley, CA 24556		6 Adjustments to scholarships or grants for a prior year <b>\$</b>	7 Checked if the amount in box 1 or 2 includes amounts for an academic period beginning January - March 2013 <input type="checkbox"/>	
Service Provider/Acct. No. (see instr.)	8 Check if at least half-time student <input checked="" type="checkbox"/>	9 Checked if a graduate student <input checked="" type="checkbox"/>	10 Ins. contract reimb./refund <b>\$</b>	
Form <b>1098-T</b> (keep for your records)      Department of the Treasury - Internal Revenue Service				

### Adjusted Qualified Education Expenses Worksheet

1. Total qualified education expenses paid for or on behalf of the student in 2012 for the academic period . . . . .	7,000
2. Less adjustments:	
a. Tax-free educational assistance received in 2012 allocable to the academic period . . . . .	0
b. Tax-free educational assistance received in 2013 (and before you file your 2012 tax return) allocable to the academic period . . . . .	0
c. Refunds of qualified education expenses paid in 2012 if the refund is received in 2012 or in 2013 before you file your 2012 tax return . . . . .	0
3. Total adjustments (add lines 2a, 2b, and 2c) . . . . .	0
4. Adjusted qualified education expenses. Subtract line 3 from line 1. If zero or less, enter -0- . . . . .	7,000

## Credit Limit Worksheet Form 8863

### Nonrefundable Credit Worksheet

1. Enter the amount from Form 8863, line 18 . . . . .	1. 980
2. Lines 2-7 are reserved for future use . . . . .	
8. Enter the amount from Form 8863, line 9 . . . . .	8. 1,500
9. Add lines 1 and 8 . . . . .	9. 2,480
10. Enter the amount from:	
Form 1040, lines 46; or	
Form 1040A, line 28	10. 1,000
11. Enter the amount from either:	
Form 1040, lines 47 and 48, and the amount from Schedule R included on Form 1040, line 53; or	
Form 1040A, lines 29 and 30 . . . . .	
. . . . .	0
12. Subtract line 11 from line 10 . . . . .	12. 1,000
13. Enter the smaller of line 9 or line 12 here and on Form 8863, line 19	13. 1,000

**Education Credits**  
**(American Opportunity and Lifetime Learning Credits)**

▶ See separate instructions to find out if you are eligible to take the credits.

▶ Instructions and more are at [www.irs.gov/form8863](http://www.irs.gov/form8863). Attach to Form 1040 or Form 1040A.

Your social security number

Dave and Valerie Jones

001 | 00 | 0000

*Complete a separate Part III on page 2 for each student for whom you are claiming either credit before you complete Parts I and II.***Part I Refundable American Opportunity Credit**

<b>1</b>	After completing Part III for each student, enter the total of all amounts from all Parts III, line 30 . . . . .	<b>1</b>	2,500
<b>2</b>	Enter: \$180,000 if married filing jointly; \$90,000 if single, head of household, or qualifying widow(er) . . . . .	<b>2</b>	180,000
<b>3</b>	Enter the amount from Form 1040, line 38, or Form 1040A, line 22. If you are filing Form 2555, 2555-EZ, or 4563, or you are excluding income from Puerto Rico, see Pub. 970 for the amount to enter . . . . .	<b>3</b>	110,000
<b>4</b>	Subtract line 3 from line 2. If zero or less, <b>stop</b> ; you cannot take any education credit . . . . .	<b>4</b>	70,000
<b>5</b>	Enter: \$20,000 if married filing jointly; \$10,000 if single, head of household, or qualifying widow(er) . . . . .	<b>5</b>	20,000
<b>6</b>	If line 4 is: • Equal to or more than line 5, enter 1.000 on line 6 . . . . . • Less than line 5, divide line 4 by line 5. Enter the result as a decimal (rounded to at least three places) . . . . .	<b>6</b>	1.000
<b>7</b>	Multiply line 1 by line 6. <b>Caution:</b> If you were under age 24 at the end of the year <b>and</b> meet the conditions described in the instructions, you <b>cannot</b> take the refundable American opportunity credit; skip line 8, enter the amount from line 7 on line 9, and check this box . . . . . <input type="checkbox"/>	<b>7</b>	2,500
<b>8</b>	<b>Refundable American opportunity credit.</b> Multiply line 7 by 40% (.40). Enter the amount here and on Form 1040, line 66, or Form 1040A, line 40. Then go to line 9 below. . . . .	<b>8</b>	1,000

**Part II Nonrefundable Education Credits**

<b>9</b>	Subtract line 8 from line 7. Enter here and on line 8 of the Credit Limit Worksheet (see instructions)	<b>9</b>	1,500
<b>10</b>	After completing Part III for each student, enter the total of all amounts from all Parts III, line 31. If zero skip lines 11 through 17, enter -0- on line 18, and go to line 19 . . . . .	<b>10</b>	7,000
<b>11</b>	Enter the smaller of line 10 or \$10,000 . . . . .	<b>11</b>	7,000
<b>12</b>	Multiply line 11 by 20% (.20) . . . . .	<b>12</b>	1,400
<b>13</b>	Enter: \$124,000 if married filing jointly; \$62,000 if single, head of household, or qualifying widow(er) . . . . .	<b>13</b>	124,000
<b>14</b>	Enter the amount from Form 1040, line 38, or Form 1040A, line 22. If you are filing Form 2555, 2555-EZ, or 4563, or you are excluding income from Puerto Rico, see Pub. 970 for the amount to enter . . . . .	<b>14</b>	110,000
<b>15</b>	Subtract line 14 from line 13. If zero or less, skip lines 16 and 17, enter -0- on line 18, and go to line 19 . . . . .	<b>15</b>	14,000
<b>16</b>	Enter: \$20,000 if married filing jointly; \$10,000 if single, head of household, or qualifying widow(er) . . . . .	<b>16</b>	20,000
<b>17</b>	If line 15 is: • Equal to or more than line 16, enter 1.000 on line 17 and go to line 18 • Less than line 16, divide line 15 by line 16. Enter the result as a decimal (rounded to at least three places) . . . . .	<b>17</b>	.70
<b>18</b>	Multiply line 12 by line 17. Enter here and on line 1 of the Credit Limit Worksheet (see instructions) ▶	<b>18</b>	980
<b>19</b>	<b>Nonrefundable education credits.</b> Enter the amount from line 13 of the Credit Limit Worksheet (see instructions) here and on Form 1040, line 49, or Form 1040A, line 31 . . . . .	<b>19</b>	1,000

Name(s) shown on return

Dave and Valerie Jones

Your social security number

001 | 00 | 0000



**Complete Part III for each student for whom you are claiming either the American opportunity credit or lifetime learning credit. Use additional copies of Page 2 as needed for each student.**

### Part III Student and Educational Institution Information

See instructions.

<b>20</b> Student name (as shown on page 1 of your tax return)  <div style="border: 1px solid black; padding: 2px;">Carey Jones</div>	<b>21</b> Student social security number (as shown on page 1 of your tax return)  <div style="border: 1px solid black; padding: 2px;">320   33   3333</div>
<b>22</b> Educational institution information (see instructions)	
<b>a.</b> Name of first educational institution  <div style="border: 1px solid black; padding: 2px;">California State College</div>	<b>b.</b> Name of second educational institution (if any)  
<b>(1)</b> Address. Number and street (or P.O. box). City, town or post office, state, and ZIP code. If a foreign address, see instructions.  <div style="border: 1px solid black; padding: 2px;">1 Education Way, Modesto, CA 23232</div>	<b>(1)</b> Address. Number and street (or P.O. box). City, town or post office, state, and ZIP code. If a foreign address, see instructions.  
<b>(2)</b> Did the student receive Form 1098-T from this institution for 2012? <input checked="" type="checkbox"/> Yes <input type="checkbox"/> No	<b>(2)</b> Did the student receive Form 1098-T from this institution for 2012? <input type="checkbox"/> Yes <input type="checkbox"/> No
<b>(3)</b> Did the student receive Form 1098-T from this institution for 2011 with Box 2 filled in and Box 7 checked? <input type="checkbox"/> Yes <input checked="" type="checkbox"/> No	<b>(3)</b> Did the student receive Form 1098-T from this institution for 2011 with Box 2 <input type="checkbox"/> Yes <input type="checkbox"/> No filled in and Box 7 checked?
If you checked "No" in <b>both (2) and (3)</b> , skip <b>(4)</b> .	
<b>(4)</b> If you checked "Yes" in <b>(2) or (3)</b> , enter the institution's federal identification number (from Form 1098-T). <div style="border: 1px solid black; padding: 2px;">1 2 - 1 2 3 4 5 4 5</div>	<b>(4)</b> If you checked "Yes" in <b>(2) or (3)</b> , enter the institution's federal identification number (from Form 1098-T). <div style="border: 1px solid black; padding: 2px;">- - - - -</div>
<b>23</b> Has the Hope Scholarship Credit or American opportunity credit been claimed for this student for any 4 prior tax years? <input type="checkbox"/> Yes — <b>Stop!</b> Go to line 31 for this student. <input checked="" type="checkbox"/> No — Go to line 24.	
<b>24</b> Was the student enrolled at least half-time for at least one academic period that began in 2012 at an eligible educational institution in a program leading towards a postsecondary degree, certificate, or other recognized postsecondary educational credential? (see instructions) <input checked="" type="checkbox"/> Yes — Go to line 25. <input type="checkbox"/> No — <b>Stop!</b> Go to line 31 for this student.	
<b>25</b> Did the student complete the first 4 years of post-secondary education before 2012? <input type="checkbox"/> Yes — <b>Stop!</b> Go to line 31 for this student. <input checked="" type="checkbox"/> No — Go to line 26.	
<b>26</b> Was the student convicted, before the end of 2012, of a felony for possession or distribution of a controlled substance? <input type="checkbox"/> Yes — <b>Stop!</b> Go to line 31 for this student. <input checked="" type="checkbox"/> No — See <i>Tip</i> below and complete <b>either</b> lines 27-30 <b>or</b> line 31 for this student.	
<div style="border: 1px solid black; padding: 5px;"> <b>TIP</b> When you figure your taxes, you may want to compare the American opportunity credit and lifetime learning credits, and choose the credit for each student that gives you the lower tax liability. You <b>cannot</b> take the American opportunity credit and the lifetime learning credit for the <b>same student</b> in the same year. If you complete lines 27 through 30 for this student, do not complete line 31.         </div>	
<b>American Opportunity Credit</b>	
<b>27</b> Adjusted qualified education expenses (see instructions). <b>Do not enter more than \$4,000</b> . . . . .	<b>27</b> 4,000
<b>28</b> Subtract \$2,000 from line 27. If zero or less enter -0- . . . . .	<b>28</b> 2,000
<b>29</b> Multiply line 28 by 25% (.25) . . . . .	<b>29</b> 500
<b>30</b> If line 28 is zero, enter the amount from line 27. Otherwise, add \$2,000 to the amount on line 29 and enter the result. Skip line 31. Include the total of all amounts from all Parts III, line 30 on Part I, line 1 . . . . .	<b>30</b> 2,500
<b>Lifetime Learning Credit</b>	
<b>31</b> Adjusted qualified education expenses (see instructions). Include the total of all amounts from all Parts III, line 31, on Part II, line 10 . . . . .	<b>31</b>

Name(s) shown on return  
Dave and Valerie Jones

Your social security number  
001 | 00 | 0000



**Complete Part III for each student for whom you are claiming either the American opportunity credit or lifetime learning credit. Use additional copies of Page 2 as needed for each student.**

**Part III Student and Educational Institution Information**

See instructions.

<p><b>20</b> Student name (as shown on page 1 of your tax return)</p> <p style="text-align: center;">Sean Jones</p>	<p><b>21</b> Student social security number (as shown on page 1 of your tax return)</p> <p style="text-align: center;">320   33   3343</p>
<p><b>22</b> Educational institution information (see instructions)</p>	
<p><b>a.</b> Name of first educational institution</p> <p style="text-align: center;">California State College</p> <p><b>(1)</b> Address. Number and street (or P.O. box). City, town or post office, state, and ZIP code. If a foreign address, see instructions.</p> <p style="text-align: center;">1 Education Way, Modesto, CA 23232</p> <p><b>(2)</b> Did the student receive Form 1098-T from this institution for 2012? <input checked="" type="checkbox"/> Yes <input type="checkbox"/> No</p> <p><b>(3)</b> Did the student receive Form 1098-T from this institution for 2011 with Box 2 filled in and Box 7 checked? <input type="checkbox"/> Yes <input checked="" type="checkbox"/> No</p> <p>If you checked "No" in <b>both (2) and (3)</b>, skip <b>(4)</b>.</p> <p><b>(4)</b> If you checked "Yes" in <b>(2) or (3)</b>, enter the institution's federal identification number (from Form 1098-T).</p> <p style="text-align: center;">1 2 - 1 2 3 4 5 4 5</p>	<p><b>b.</b> Name of second educational institution (if any)</p> <p><b>(1)</b> Address. Number and street (or P.O. box). City, town or post office, state, and ZIP code. If a foreign address, see instructions.</p> <p><b>(2)</b> Did the student receive Form 1098-T from this institution for 2012? <input type="checkbox"/> Yes <input type="checkbox"/> No</p> <p><b>(3)</b> Did the student receive Form 1098-T from this institution for 2011 with Box 2 filled in and Box 7 checked? <input type="checkbox"/> Yes <input type="checkbox"/> No</p> <p>If you checked "No" in <b>both (2) and (3)</b>, skip <b>(4)</b>.</p> <p><b>(4)</b> If you checked "Yes" in <b>(2) or (3)</b>, enter the institution's federal identification number (from Form 1098-T).</p> <p style="text-align: center;">- - - - -</p>
<p><b>23</b> Has the Hope Scholarship Credit or American opportunity credit been claimed for this student for any 4 prior tax years? <input checked="" type="checkbox"/> Yes — <b>Stop!</b> Go to line 31 for this student. <input type="checkbox"/> No — Go to line 24.</p>	
<p><b>24</b> Was the student enrolled at least half-time for at least one academic period that began in 2012 at an eligible educational institution in a program leading towards a postsecondary degree, certificate, or other recognized postsecondary educational credential? (see instructions) <input type="checkbox"/> Yes — Go to line 25. <input type="checkbox"/> No — <b>Stop!</b> Go to line 31 for this student.</p>	
<p><b>25</b> Did the student complete the first 4 years of post-secondary education before 2012? <input type="checkbox"/> Yes — <b>Stop!</b> Go to line 31 for this student. <input type="checkbox"/> No — Go to line 26.</p>	
<p><b>26</b> Was the student convicted, before the end of 2012, of a felony for possession or distribution of a controlled substance? <input type="checkbox"/> Yes — <b>Stop!</b> Go to line 31 for this student. <input type="checkbox"/> No — See <i>Tip</i> below and complete <b>either</b> lines 27-30 <b>or</b> line 31 for this student.</p>	



When you figure your taxes, you may want to compare the American opportunity credit and lifetime learning credits, and choose the credit for each student that gives you the lower tax liability. You **cannot** take the American opportunity credit and the lifetime learning credit for the **same student** in the same year. If you complete lines 27 through 30 for this student, do not complete line 31.

**American Opportunity Credit**

<b>27</b> Adjusted qualified education expenses (see instructions). <b>Do not enter more than \$4,000</b> . . . . .	<b>27</b>	
<b>28</b> Subtract \$2,000 from line 27. If zero or less enter -0- . . . . .	<b>28</b>	
<b>29</b> Multiply line 28 by 25% (.25) . . . . .	<b>29</b>	
<b>30</b> If line 28 is zero, enter the amount from line 27. Otherwise, add \$2,000 to the amount on line 29 and enter the result. Skip line 31. Include the total of all amounts from all Parts III, line 30 on Part I, line 1 . . . . .	<b>30</b>	

**Lifetime Learning Credit**

<b>31</b> Adjusted qualified education expenses (see instructions). Include the total of all amounts from all Parts III, line 31, on Part II, line 10 . . . . .	<b>31</b>	7,000
---	-----------	-------

Form **8863** (2012)

## Appendix B. Highlights of Education Tax Benefits for Tax Year 2012

*This chart highlights some differences among the benefits discussed in this publication. See the text for definitions and details. Do not rely on this chart alone.*

**Caution:** You generally cannot claim more than one benefit for the same education expense.

	Scholarships, Fellowships, Grants, and Tuition Reductions	American Opportunity Credit	Lifetime Learning Credit	Student Loan Interest Deduction	Tuition and Fees Deduction	Coverdell ESA†	Qualified Tuition Program (QTP)†	Education Exception to Additional Tax on Early IRA Distributions†	Education Savings Bond Program†	Employer-Provided Educational Assistance†	Business Deduction for Work-Related Education
<b>What is your benefit?</b>	Amounts received may not be taxable	Credits can reduce the amount of tax you have to pay.  40% of the credit may be refundable (limited to \$1,000 per student).	Credits can reduce amount of tax you must pay	Can deduct interest paid	Can deduct expenses	Earnings not taxed	Earnings not taxed	No 10% additional tax on early distribution	Interest not taxed	Employer benefits not taxed	Can deduct expenses
<b>What is the annual limit?</b>	None	\$2,500 credit per student	\$2,000 credit per tax return	\$2,500 deduction	\$4,000 deduction	\$2,000 contribution per beneficiary	None	Amount of qualified education expenses	Amount of qualified education expenses	\$5,250 exclusion	Amount of qualifying work-related education expenses
<b>What expenses qualify besides tuition and required enrollment fees?</b>	Course-related expenses such as fees, books, supplies, and equipment	Course-related books, supplies, and equipment	Amounts paid for required books, etc., that must be paid to the educational institution, etc., ARE required fees	Books Supplies Equipment  Room & board  Transportation  Other necessary expenses	None	Books Supplies Equipment  Expenses for special needs services  Payments to QTP  Higher education: Room & board if at least half-time student  Elem/sec (K–12) education: Tutoring Room & board Uniforms Transportation Computer access  Supplementary expenses	Books Supplies Equipment  Room & board if at least half-time student  Expenses for special needs services	Books Supplies Equipment  Room & board if at least half-time student  Expenses for special needs services	Payments to Coverdell ESA  Payments to QTP	Books Supplies Equipment  Travel  Other necessary expenses	Transportation Travel  Other necessary expenses

	Scholarships, Fellowships, Grants, and Tuition Reductions	American Opportunity Credit	Lifetime Learning Credit	Student Loan Interest Deduction	Tuition and Fees Deduction	Coverdell ESA†	Qualified Tuition Program (QTP)†	Education to Exception to Additional Tax on Early IRA Distributions†	Education Savings Bond Program†	Employer-Provided Educational Assistance†	Business Deduction for Work-Related Education
<b>What education qualifies?</b>	Undergraduate & graduate K-12	Undergraduate and graduate	Undergraduate & graduate Courses to acquire or improve job skills	Undergraduate & graduate	Undergraduate & graduate	Undergraduate & graduate K-12	Undergraduate & graduate	Undergraduate & graduate	Undergraduate & graduate	Undergraduate & graduate	Required by employer or law to keep present job, salary, status Maintain or improve job skills
<b>What are some of the other conditions that apply?</b>	Must be in degree or vocational program Payment of tuition and required fees must be allowed under the grant	Can be claimed for only 4 tax years (which includes years Hope credit claimed) Must be enrolled at least half-time in degree program No felony drug conviction(s) Must not have completed first 4 years of postsecondary education before end of preceding tax year.	No other conditions	Must have been at least half-time student in degree program	Cannot claim both deduction & education credit for same student in same year	Assets must be distributed at age 30 unless special needs beneficiary	No other conditions	No other conditions	Applies only to qualified series EE bonds issued after 1989 or series I bonds	No other conditions	Cannot be to meet minimum educational requirements of present trade/business Cannot qualify you for new trade/business
<b>In what income range do benefits phase out?</b>	No phaseout	\$80,000 – \$90,000 \$160,000 – \$180,000 for joint returns	\$52,000 – \$62,000 \$104,000 – \$124,000 for joint returns	\$60,000 – \$75,000 \$125,000 – \$155,000 for joint returns	\$60,000 – \$80,000 \$130,000 – \$160,000 for joint returns	\$95,000 – \$110,000 \$190,000 – \$220,000 for joint returns	No phaseout	No phaseout	\$72,850 – \$87,850 \$109,250 – \$139,250 for joint and qualifying widow(er) with a dependent child returns	No phaseout	No phaseout

†Any nontaxable distribution is limited to the amount that does not exceed qualified education expenses.

---

# Glossary

---

The education benefits included in this publication were enacted over many years, leading to a number of common terms being defined differently from one benefit to the next. For example, an eligible educational institution means one thing when determining if earnings from a Coverdell education savings account are not taxable and something else when determining if a scholarship or fellowship is not taxable.

For each term listed below that has more than one definition, the definition for each education benefit is listed.

**Academic period:** A semester, trimester, quarter, or other period of study (such as a summer school session) as reasonably determined by an educational institution. If an educational institution uses credit hours or clock hours and does not have academic terms, each payment period can be treated as an academic period.

**Adjusted qualified education expenses (AQEE):** [Qualified education expenses](#) (defined later) reduced by any tax-free educational assistance, such as a tax-free scholarship or employer-provided educational assistance. They must also be reduced by any qualified education expenses deducted elsewhere on your return, used to determine an education credit or other benefit, or used to determine a tax-free distribution. For information on a specific benefit, see the appropriate chapter in this publication.

**Candidate for a degree:** A student who meets either of the following requirements.

1. Attends a primary or secondary school or pursues a degree at a college or university, or
2. Attends an accredited educational institution that is authorized to provide:
  - a. A program that is acceptable for full credit toward a bachelor's or higher degree, or
  - b. A program of training to prepare students for gainful employment in a recognized occupation.

**Designated beneficiary:** The individual named in the document creating the account/plan who is to receive

the benefit of the funds in the account/plan.

## Eligible educational institution:

1. **American opportunity credit.** Any college, university, vocational school, or other postsecondary educational institution eligible to participate in a student aid program administered by the Department of Education. It includes virtually all accredited public, nonprofit, and proprietary (privately owned profit-making) postsecondary institutions.
2. **Coverdell education savings account (ESA).** Any college, university, vocational school, or other postsecondary educational institution eligible to participate in a student aid program administered by the Department of Education. It includes virtually all accredited public, nonprofit, and proprietary (privately owned profit-making) postsecondary institutions. Also included is any public, private, or religious school that provides elementary or secondary education (kindergarten through grade 12), as determined under state law.
3. **Education savings bond program.** Same as *American opportunity credit* in this category.
4. **IRA, early distributions from.** Same as *American opportunity credit* in this category.
5. **Lifetime learning credit.** Same as *American opportunity credit* in this category.
6. **Qualified tuition program (QTP).** Same as *American opportunity credit* in this category.
7. **Scholarships and fellowships.** An institution that maintains a regular faculty and curriculum and normally has a regularly enrolled body of students in attendance at the place where it carries on its educational activities.
8. **Student loan, cancellation of.** Same as *Scholarships and fellowships* in this category.
9. **Student loan interest deduction.** Any college, university, vocational school, or other postsecondary educational institution eligible to participate in a student

aid program administered by the Department of Education. It includes virtually all accredited public, nonprofit, and proprietary (privately owned profit-making) postsecondary institutions. Also included is an institution that conducts an internship or residency program leading to a degree or certificate from an institution of higher education, a hospital, or a health care facility that offers postgraduate training.

10. **Tuition and fees deduction.** Same as *American opportunity credit* in this category.

## Eligible student:

1. **American opportunity credit.** A student who meets all of the following requirements for the tax year for which the credit is being determined.
  - Did not have expenses that were used to figure an American opportunity or Hope credit in any 4 earlier tax years.
  - Had not completed the first 4 years of postsecondary education (generally the freshman through senior years).
  - For at least one academic period beginning in the tax year, was enrolled at least half-time in a program leading to a degree, certificate, or other recognized educational credential at an eligible educational institution.
  - Was free of any federal or state felony conviction for possessing or distributing a controlled substance as of the end of the tax year.
2. **Lifetime learning credit.** A student who is enrolled in one or more courses at an eligible educational institution.
3. **Student loan interest deduction.** A student who was enrolled at least half-time in a program leading to a postsecondary degree, certificate, or other recognized educational credential at an eligible educational institution.
4. **Tuition and fees deduction.** A student who is enrolled in one or

more courses at an eligible educational institution.

**Half-time student:** A student who is enrolled for at least half the full-time academic work load for the course of study the student is pursuing, as determined under the standards of the school where the student is enrolled.

**Modified adjusted gross income (MAGI):**

**1. American opportunity credit.**

Adjusted gross income (AGI) as figured on the federal income tax return, modified by adding back any:

- Foreign earned income exclusion,
- Foreign housing exclusion,
- Foreign housing deduction,
- Exclusion of income by bona fide residents of American Samoa, and
- Exclusion of income by bona fide residents of Puerto Rico.

**2. Coverdell education savings account (ESA).** Same as *American opportunity credit* in this category.

**3. Education savings bond program.** Adjusted gross income (AGI) as figured on the federal income tax return without taking into account any savings bond interest exclusion and modified by adding back any:

- Foreign earned income exclusion,
- Foreign housing exclusion,
- Foreign housing deduction,
- Exclusion of income by bona fide residents of American Samoa,
- Exclusion of income by bona fide residents of Puerto Rico,
- Exclusion for adoption benefits received under an employer's adoption assistance program,
- Deduction for student loan interest,
- Deduction for tuition and fees, and
- Deduction for domestic production activities.

**4. Lifetime learning credit.** Same as *American opportunity credit* in this category.

**5. Student loan interest deduction.** Adjusted gross income (AGI) as figured on the federal income tax return without taking into account any student loan interest deduction, tuition and fees deduction, or domestic production activities deduction, and modified by adding back any:

- Foreign earned income exclusion,
- Foreign housing exclusion,
- Foreign housing deduction,
- Exclusion of income by bona fide residents of American Samoa, and
- Exclusion of income by bona fide residents of Puerto Rico.

**6. Tuition and fees deduction.** Adjusted gross income (AGI) as figured on the federal income tax return without taking into account any tuition and fees deduction, or domestic production activities deduction, and modified by adding back any:

- Foreign earned income exclusion,
- Foreign housing exclusion,
- Foreign housing deduction,
- Exclusion of income by bona fide residents of American Samoa, and
- Exclusion of income by bona fide residents of Puerto Rico.

**Phaseout:** The amount of credit or deduction allowed is reduced when modified adjusted gross income (MAGI) is greater than a specified amount of income.

**Qualified education expenses:** See pertinent chapter for specific items.

**1. American opportunity credit.**

Tuition and certain related expenses (including student activity fees) required for enrollment or attendance at an eligible educational institution. Books, supplies, and equipment needed for a course of study are included even if not purchased from the educational institution. Does not include expenses for room and board. Does not include expenses for courses involving sports, games, or hobbies (including noncredit courses) that are not part of the

student's postsecondary degree program.

**2. Coverdell education savings account (ESA).** Expenses related to or required for enrollment or attendance of the designated beneficiary at an eligible elementary, secondary, or postsecondary school. Many specialized expenses included for K–12. Also includes expenses for special needs services and contribution to qualified tuition program (QTP).

**3. Education savings bond program.** Tuition and fees required to enroll at or attend an eligible educational institution. Also includes contributions to a qualified tuition program (QTP) or Coverdell education savings account (ESA). Does not include expenses for room and board. Does not include expenses for courses involving sports, games, or hobbies that are not part of a degree or certificate granting program.

**4. IRA, early distributions from.** Tuition, fees, books, supplies, and equipment required for enrollment or attendance at an eligible educational institution, plus certain limited costs of room and board for students who are enrolled at least half time. Also includes expenses for special needs services incurred by or for special needs students in connection with their enrollment or attendance.

**5. Lifetime learning credit.** Tuition and certain related expenses required for enrollment or attendance at an eligible educational institution. Student-activity fees and expenses for course-related books, supplies, and equipment are included only if the fees and expenses must be paid to the institution as a condition of enrollment or attendance. Does not include expenses for room and board. Does not include expenses for courses involving sports, games, or hobbies (including noncredit courses) that are not part of the student's postsecondary degree program, unless taken by the student to acquire or improve job skills.

**6. Qualified tuition program (QTP).** Tuition, fees, books, supplies, and equipment required for enrollment or attendance at an eligible educational institution, plus certain limited costs of room and board for students who are

enrolled at least half time. Includes expenses for special needs services and computer access.

7. **Scholarships and fellowships.** Expenses for tuition and fees required to enroll at or attend an eligible educational institution, and course-related expenses, such as fees, books, supplies, and equipment that are required for the courses at the eligible educational institution. Course-related items must be required of all students in the course of instruction.

8. **Student loan interest deduction.** Total costs of attending an

eligible educational institution, including graduate school (however, limitations may apply to the cost of room and board allowed).

9. **Tuition and fees deduction.** Tuition and certain related expenses required for enrollment or attendance at an eligible educational institution. Student-activity fees and expenses for course-related books, supplies, and equipment are included only if the fees and expenses must be paid to the institution as a condition of enrollment or attendance.

**Recapture:** To include as income on your current year's return an amount allowed as a deduction in a prior year. To include as tax on your current year's return an amount allowed as a credit in a prior year.

**Rollover:** A tax-free distribution to you of cash or other assets from a tax-favored plan that you contribute to another tax-favored plan.

**Transfer:** A movement of funds in a tax-favored plan from one trustee directly to another, either at your request or at the trustee's request.





<b>529 program</b> (See Qualified tuition program (QTP))		
<b>A</b>		
<b>Academic period:</b>		
American opportunity credit	9	
Lifetime learning credit	19	
Student loan interest deduction	26	
Tuition and fees deduction	34	
<b>Accountable plans</b>	67	
<b>Additional tax:</b>		
Coverdell ESA:		
On excess contributions	45	
On taxable distributions	49	
IRA distributions, education exception	56	
Qualified tuition program (QTP), on taxable distributions	55	
<b>Adjusted qualified education expenses</b> (See Qualified education expenses)		
<b>American opportunity credit:</b>		
Adjustments to qualified education expenses	11	
Claiming dependent's expenses	15, 16	
Tuition reduction	16	
Claiming the credit	9, 17	
Qualifying to claim (Figure 2-1)	10	
Contrast to the lifetime learning credits	80	
Coordination with Coverdell ESA distributions	47	
Coordination with qualified tuition program (QTP) distributions	53	
Eligible educational institution	11	
Eligible student	13	
Requirements (Figure 2-2)	14	
Expenses qualifying for	9, 13	
Figuring the credit	16	
Income level, effect on amount of credit	16, 17	
Income limits	16, 17	
Modified adjusted gross income (MAGI)	16	
Worksheet 2-1	17	
Overview of American opportunity credit (Table 2-1)	9	
Phaseout	17	
Qualified education expenses	11	
Tax benefit of	8	
<b>Armed Forces Health Professions Scholarship and Financial Assistance Program</b>	7	
<b>Assistance</b> (See Tax help)		
<b>Athletic scholarships</b>	5	
<b>B</b>		
<b>Bar review course</b>	64	
<b>Bonds, education savings</b> (See Education savings bond program)		
<b>Business deduction for work-related education</b>	61, 69	
Accountable plans	67	
Adjustments to qualifying work-related education expenses	66	
Allocating meal reimbursements	67	
Deductible education expenses	64, 66	
Deducting business expenses	67, 68	
Double benefit not allowed	66	
Education required by employer or by law	62	
Education to maintain or improve skills	63	
Education to meet minimum requirements	63, 64	
Education to qualify for new trade or business	64	
Excess expenses, accountable plan	67	
Indefinite absence	63	
Maintaining skills vs. qualifying for new job	63	
Nonaccountable plans	67	
Nondeductible expenses	64	
Qualified education expenses	64, 66	
Recordkeeping requirements	68, 69	
Reimbursements, treatment of	66, 67	
Tax benefit of	61	
Tax-free educational assistance	66	
Teachers	63, 64	
Temporary absence to acquire education	63	
Transportation expenses	65	
Travel expenses	65	
<b>C</b>		
<b>Cancellation of student loan</b> (See Student loan cancellation)		
<b>Candidate for a degree:</b>		
Scholarships and fellowships	5	
<b>Change of designated beneficiary:</b>		
Coverdell ESA	46	
Qualified tuition program	55	
<b>Collapsed loans</b>	27	
<b>Comprehensive or bundled fees:</b>		
American opportunity credit	13	
Lifetime learning credit	23	
Tuition and fees deduction	36	
<b>Consolidated loans used to refinance student loans</b>	27	
<b>Conventions outside U.S.</b>	66	
<b>Coverdell education savings account (ESA)</b>	41, 47, 48, 51	
Additional tax:		
On excess contributions	45	
On taxable distributions	49	
Assets to be distributed at age 30 or death of beneficiary	49	
Contribution limits	43, 44	
Figuring the limit (Worksheet 6-2)	44	
Contributions to	43, 45	
Table 7-2	43	
Coordination with American opportunity and lifetime learning credits	47	
Coordination with qualified tuition program (QTP)	48	
Defined	41	
Distributions	46, 50	
Overview (Table 7-3)	46	
Divorce, transfer due to	46	
Eligible educational institution	42	
Figuring taxable portion of distribution	47	
Worksheet 7-3	51	
Figuring the taxable earnings in required distribution	49	
Losses	49	
Modified adjusted gross income (MAGI)	44	
Worksheet 6-1	44	
Overview (Table 6-1)	41	
Qualified education expenses	42	
Rollovers	45	
Taxable distributions	47, 49	
Worksheet 7-3 to figure	51	
Tax benefit of	41	
Tax-free distributions	47	
Transfers	45	
<b>CPA review course</b>	64	
<b>Credits:</b>		
American opportunity (See American opportunity credit)		
Lifetime learning (See Lifetime learning credit)		
<b>Cruises, educational</b>	66	
<b>D</b>		
<b>Deductions</b> (See Business deduction for work-related education)		
<b>Designated beneficiary:</b>		
Coverdell ESA	41, 46	
Qualified tuition program (QTP)	52, 55	
<b>Disabilities, persons with:</b>		
Impairment-related work expenses	68	
<b>Distributions</b> (See <i>specific benefit</i> )		
<b>Divorce:</b>		
Coverdell ESA transfer due to	46	
Expenses paid under decree:		
American opportunity credit	15	
Lifetime learning credit	23	
Tuition and fees deduction	37	
<b>Double benefit not allowed:</b>		
American opportunity credit	11	
Lifetime learning credit	20	
Student loan interest deduction	29	
Tuition and fees deduction	34	
Work-related education	66	
<b>E</b>		
<b>Early distributions from IRAs</b>	56, 57	
Eligible educational institution	56	
Figuring amount not subject to 10% tax	56	
Qualified education expenses	56	
Reporting	57	
<b>Educational assistance, employer-provided</b> (See Employer-provided educational assistance)		
<b>Education IRA</b> (See Coverdell education savings account (ESA))		
<b>Education loans</b> (See Student loan interest deduction)		
<b>Education savings account</b> (See Coverdell education savings account (ESA))		
<b>Education savings bond program</b>	60	
Cashing in bonds tax free	57, 59	
Claiming dependent's exemption	58	
Claiming exclusion	59	
Eligible educational institution	58	
Figuring tax-free amount	59	

Income level, effect on amount of exclusion .....	59	<b>Form W-9S</b> .....	16, 24, 29, 37	Student loan repayment assistance .....	33
Modified adjusted gross income (MAGI) .....	58, 59	<b>Free tax services</b> .....	71	<b>Losses, deducting:</b>	
Phaseout .....	59	<b>Fulbright grants</b> .....	7	Coverdell ESA .....	49
Qualified education expenses .....	58			Qualified tuition program (QTP) .....	54
<b>Eligible educational institution:</b>				<b>Luxury water transportation</b> .....	66
American opportunity credit .....	11	<b>G</b>			
Cancellation of student loan .....	32	<b>Glossary</b> .....	3, 82, 84	<b>M</b>	
Coverdell ESA .....	42	<b>Graduate education tuition reduction</b> .....	8	<b>Mileage deduction for work-related education</b> .....	61, 65
Early distributions from IRAs .....	56	<b>Grants:</b>		<b>Military academy cadets</b> .....	7
Education savings bond program .....	58	Fulbright .....	7	<b>Missing children, photographs of</b> .....	2
Lifetime learning credit .....	19	Pell .....	7	<b>Modified adjusted gross income (MAGI):</b>	
Qualified tuition reduction (QTP) .....	52	Title IV need-based education .....	7	American opportunity credit:	
Qualified tuition reduction .....	7			Worksheet 2-1 .....	17
Scholarships and fellowships .....	5, 7	<b>H</b>		Coverdell ESA .....	44
Student loan cancellation .....	32	<b>Half-time student:</b>		Worksheet 6-1 .....	44
Student loan interest deduction .....	26	American opportunity credit .....	14	Education savings bond program .....	58, 59
Tuition and fees deduction .....	34	Coverdell ESA .....	42	Lifetime learning credit .....	24
<b>Eligible elementary or secondary school:</b>		Early distributions from IRAs .....	56	Worksheet 3-1 .....	24
Coverdell ESA .....	42	Student loan interest deduction .....	26	Student loan interest deduction .....	29
<b>Eligible student:</b>		<b>Help</b> (See Tax help)		Table 4-2 .....	29
American opportunity credit .....	13			Tuition and fees deduction .....	38
Lifetime learning credit .....	23	<b>I</b>		Table 6-2 .....	38
Student loan interest deduction .....	26	<b>Illustrated example of education credits (Appendix A)</b> .....	74, 77	Worksheet 6-1 .....	39
Tuition and fees deduction .....	36	<b>Impairment-related work expenses:</b>		<b>More information</b> (See Tax help)	
<b>Employees:</b>		Work-related education deduction .....	68		
Deducting work-related education expenses .....	68	<b>Individual retirement arrangements (IRAs)</b> .....	41	<b>N</b>	
<b>Employer-provided educational assistance</b> .....	61	Early distributions (See Early distributions from IRAs)		<b>National Health Service Corps Scholarship Program</b> .....	5, 7
<b>ESAs</b> (See Coverdell education savings account (ESA))				<b>Nonaccountable plans:</b>	
<b>Estimated tax</b> .....	2	<b>L</b>		Work-related education .....	67
<b>Excess contributions:</b>		<b>Lifetime learning credit</b> .....	18		
Coverdell ESA .....	45	Academic period .....	19	<b>P</b>	
<b>Excess expenses, accountable plan</b> .....	67	Adjustments to qualified education expenses .....	20	<b>Pell grants</b> .....	7, 13, 22
<b>Expenses</b> (See <i>specific benefit</i> )		Claiming dependent's expenses .....	23	<b>Performing artists, work-related education deduction</b> .....	68
		Tuition reduction .....	23	<b>Phaseout:</b>	
<b>F</b>		Claiming the credit .....	18, 19, 25	American opportunity credit .....	17
<b>Family members, beneficiary:</b>		Qualifying to claim (Figure 3-1) .....	21	Education savings bond program .....	59
Coverdell ESA .....	46	Contrast to the American opportunity credit .....	80	Lifetime learning credit .....	24
Qualified tuition program (QTP) .....	55	Coordination with Coverdell ESA distributions .....	47, 48	Student loan interest deduction .....	29, 30
<b>Fee-basis officials, work-related education deduction</b> .....	68	Coordination with qualified tuition program (QTP) distributions .....	53	<b>Publications</b> (See Tax help)	
<b>Fellowships</b> (See Scholarships and fellowships)		Eligible educational institution .....	19		
<b>Figures</b> (See Tables and figures)		Eligible student .....	23	<b>Q</b>	
<b>Financial aid</b> (See Scholarships and fellowships)		Expenses qualifying for .....	19, 22	<b>Qualified education expenses:</b>	
<b>Form 1098-E:</b>		Figuring the credit .....	24, 25	Adjustments to:	
Student loan interest deduction .....	27, 29	Income level, effect on amount of credit .....	24	American opportunity credit .....	11, 13
<b>Form 1098-T</b> .....	2	Income limits .....	24	Coverdell ESA .....	46, 47
American opportunity credit .....	16	Modified adjusted gross income (MAGI) .....	24	Education savings bond program .....	58
Lifetime learning credit .....	24	Worksheet 3-1 .....	24	Lifetime learning credit .....	20
Tuition and fees deduction .....	37	Overview (Table 3-1) .....	19	Qualified tuition program (QTP) .....	53
<b>Form 1099-Q:</b>		Phaseout .....	24	Student loan interest deduction .....	26, 27
Coverdell ESA .....	45, 47	Qualified education expenses .....	19, 22	Tuition and fees deduction .....	35
Qualified tuition program (QTP) .....	53	Qualifying to claim (Figure 3-1) .....	21	Work-related education .....	66
<b>Form 1099-R:</b>		Tax benefit of .....	18	American opportunity credit .....	11, 13
Early distributions from IRAs .....	57	<b>Loans:</b>		Coverdell ESA .....	42
<b>Form 2106</b> .....	66, 68	Cancellation (See Student loan cancellation)		Early distributions from IRAs .....	56
<b>Form 2106-EZ</b> .....	66, 68	Capitalized interest on student loan .....	27	Education savings bond program .....	58
Filled-in example .....	70	Origination fees on student loan .....	27	Expenses not qualified:	
<b>Form 5329:</b>		Qualified education expenses paid with:		American opportunity credit .....	13
Coverdell ESA .....	49	American opportunity credit .....	9	Lifetime learning credit .....	23
Early distributions from IRAs .....	57	Lifetime learning credit .....	19	Tuition and fees deduction .....	36
Qualified tuition program (QTP) .....	55			Lifetime learning credit .....	19, 22
<b>Form 8815</b> .....	58, 59			Qualified tuition program (QTP) .....	52
Filled-in example .....	60			Scholarships and fellowships .....	5
<b>Form 8863:</b>					
Filled-in examples .....	77				
<b>Form 8917:</b>					
Filled-in examples .....	40				

Student loan interest deduction .....	26
Tuition and fees deduction .....	34, 36
Work-related education .....	64, 66
<b>Qualified elementary and secondary education expenses:</b>	
Coverdell ESAs .....	42
<b>Qualified employer plans:</b>	
Student loan interest deduction not allowed .....	26
<b>Qualified student loans</b> .....	25, 26
<b>Qualified tuition program (QTP)</b> .....	52, 56
Additional tax on taxable distributions .....	55
Change of designated beneficiary .....	55
Contributions to .....	52
Coordination with American opportunity and lifetime learning credits .....	53
Coordination with Coverdell ESA distributions .....	54
Defined .....	52
Eligible educational institution .....	52
Figuring taxable portion of distribution .....	53, 55
Losses .....	54
Qualified education expenses .....	52
Rollovers .....	55, 56
Taxability of distributions .....	53, 55
Taxable earnings .....	53
Tax benefit of .....	52
Transfers .....	55, 56
<b>Qualified tuition reduction</b> .....	7, 8
<b>Qualified U.S. savings bonds</b> .....	58
<b>Qualifying work-related education</b> .....	62, 64
Determining if qualified (Figure 11-1) .....	62

## R

<b>Recordkeeping requirements:</b>	
Work-related education .....	68, 69
<b>Refinanced student loans</b> .....	27, 32
<b>Reimbursements:</b>	
Nondeductible expenses .....	67
Work-related education .....	66, 67
<b>Related persons:</b>	
Coverdell ESA .....	46
Qualified tuition program (QTP) .....	55
Student loan interest deduction .....	26
<b>Repayment programs</b> (See Student loan repayment assistance)	
<b>Reporting:</b>	
American opportunity credit .....	17
Coverdell ESA .....	45, 47, 49
Early distributions from IRAs .....	57
Education savings bond program .....	59
Lifetime learning credit .....	25
Qualified tuition program (QTP) .....	53-55
Scholarships and fellowships, taxable .....	6
Student loan interest deduction .....	30
Tuition and fees deduction .....	38
Tuition reduction, taxable .....	8
Work-related education expenses .....	67, 68
<b>Revolving lines of credit, interest on</b> .....	27
<b>Rollovers:</b>	
Coverdell ESA .....	45
Qualified tuition program (QTP) .....	55, 56

## S

<b>Scholarships and fellowships</b> .....	4, 6, 13, 22
Athletic scholarships .....	5
Eligible educational institution .....	5, 7
Figuring tax-free and taxable parts (Worksheet 1-1) .....	5
Qualified education expenses .....	5
Reporting .....	6
Scholarship, defined .....	4
Taxable .....	5
Tax-free .....	5
Tax treatment of (Table 1-1) .....	5
<b>Section 501(c)(3) organizations</b> (See Student loan cancellation)	
<b>Section 529 program</b> (See Qualified tuition program (QTP))	
<b>Self-employed persons:</b>	
Deducting work-related education expenses .....	67
<b>Service academy cadets</b> .....	7
<b>Sports, games, hobbies, and noncredit courses:</b>	
American opportunity credit .....	13
Education savings bond program .....	58
Lifetime learning credit .....	23
Tuition and fees deduction .....	36
<b>Standard mileage rate:</b>	
Work-related education .....	61, 65
<b>State prepaid education accounts</b> (See Qualified tuition program (QTP))	
<b>Student loan cancellation</b> .....	32
Eligible educational institution .....	32
Section 501(c)(3) organizations .....	32
<b>Student loan interest deduction:</b>	
Academic period .....	26
Adjustments to qualified education expenses .....	26, 27
Allocation between interest and principal .....	27, 28
Claiming the deduction .....	30
Eligible educational institution .....	26
Eligible student .....	26
Figuring the deduction .....	29, 30
Include as interest .....	27
Income level, effect on amount of deduction .....	29
Loan repayment assistance .....	28
Modified adjusted gross income (MAGI) .....	29, 30
Table 4-2 .....	29
Not included as interest .....	28
Phaseout .....	29, 30
Qualified education expenses .....	26
Qualified employer plans .....	26
Qualified student loans .....	25, 26
Reasonable period of time .....	26
Related persons .....	26
Student loan interest, defined .....	25, 28
Third party interest payments .....	28
When interest must be paid .....	28
Worksheet 4-1 .....	31
<b>Student loan repayment assistance</b> .....	33
<b>Surviving spouse:</b>	
Coverdell ESA transfer to .....	49

## T

<b>Tables and figures:</b>	
American opportunity credit:	
Eligible student requirements (Figure 2-2) .....	14
Overview (Table 2-1) .....	9

Qualifying to claim (Figure 2-1) .....	10
Comparison of education tax benefits (Appendix B) .....	77
Coverdell ESAs:	
Contributions to (Table 7-2) .....	43
Distributions (Table 7-3) .....	46
Overview (Table 6-1) .....	41
Education credits:	
Overview of American opportunity credit (Table 2-1) .....	9
Overview of lifetime learning credit (Table 3-1) .....	19
Lifetime learning credit:	
Overview (Table 3-1) .....	19
Qualifying to claim (Figure 3-1) .....	21
Scholarships and fellowships, taxability of (Table 1-1) .....	5
Student loan interest deduction:	
MAGI, effect of (Table 4-2) .....	29
Overview (Table 4-1) .....	25
Summary chart of differences between education tax benefits (Appendix B) .....	77
Tuition and fees deduction:	
MAGI, effect of (Table 6-2) .....	38
Overview (Table 6-1) .....	33
Work-related education, qualifying (Figure 112-1) .....	62
<b>Taxable scholarships and fellowships</b> .....	5
<b>Tax-free educational assistance:</b>	
American opportunity credit .....	11
Coverdell ESA .....	47
Early distributions from IRAs .....	56
Education savings bond program .....	58
Lifetime learning credit .....	20
Qualified tuition program (QTP) .....	53
Tuition and fees deduction .....	35
Work-related education .....	66
<b>Tax help</b> .....	71
<b>Taxpayer Advocate</b> .....	72
<b>Teachers</b> .....	63, 64
<b>Temporary-basis student, transportation expenses of</b> .....	65
<b>Title IV need-based education grants</b> .....	7
<b>Transfers:</b>	
Coverdell ESA .....	45
Qualified tuition program (QTP) .....	55, 56
<b>Transportation expenses:</b>	
Work-related education .....	65
<b>Travel expenses:</b>	
50% limit on meals .....	66
Not deductible as form of education .....	66
Work-related education .....	65
<b>TTY/TDD information</b> .....	71
<b>Tuition and fees deduction</b> .....	33, 38
Academic period .....	34
Adjustments to qualified education expenses .....	35, 36
Can you claim the deduction .....	33
Claiming dependent's expenses .....	36
Claiming the deduction .....	38
Double benefit not allowed .....	34
Eligible educational institution .....	34
Eligible student .....	36
Expenses not qualifying for .....	36
Expenses qualifying for .....	34, 36
Figuring the deduction .....	37, 38
Income level, effect on amount of deduction .....	37
Loan used to pay tuition and fees ...	34

Modified adjusted gross income (MAGI) .....	<a href="#">38</a>
Table 6-2 .....	<a href="#">38</a>
Worksheet 6-1 .....	<a href="#">39</a>
Overview (Table 4-1) .....	<a href="#">25</a>
Overview (Table 6-1) .....	<a href="#">33</a>
Qualified education expenses .....	<a href="#">34</a> , <a href="#">36</a>
Qualifying for deduction .....	<a href="#">33</a>
Tax benefit of .....	<a href="#">33</a>
Tax-free educational assistance ....	<a href="#">35</a>
<b>Tuition reduction:</b>	
American opportunity credit .....	<a href="#">16</a>
Lifetime learning credit .....	<a href="#">23</a>
Qualified .....	<a href="#">7</a> , <a href="#">8</a>
Tuition and fees deduction .....	<a href="#">37</a>
<hr/>	
<b>U</b>	
<b>U.S. savings bonds</b> .....	<a href="#">58</a>

<b>Unclaimed reimbursement:</b>	
Work-related education .....	<a href="#">64</a>
<hr/>	
<b>V</b>	
<b>Veterans' benefits</b> .....	<a href="#">7</a>
<b>Voluntary interest payments</b> .....	<a href="#">27</a>
<hr/>	
<b>W</b>	
<b>Withholding</b> .....	<a href="#">3</a>
<b>Working condition fringe benefit</b> ....	<a href="#">61</a>
<b>Work-related education</b> (See Business deduction for work-related education)	
<b>Worksheets:</b>	
American opportunity credit MAGI calculation (Worksheet 2-1) .....	<a href="#">17</a>

<b>Coverdell ESA:</b>	
Contribution limit (Worksheet 6-2) .....	<a href="#">44</a>
MAGI, calculation of (Worksheet 6-1) .....	<a href="#">44</a>
Taxable distributions and basis (Worksheet 6-3) .....	<a href="#">51</a>
Taxable distributions and basis (Worksheet 7-3) .....	<a href="#">51</a>
Lifetime learning credit MAGI calculation (Worksheet 3-1) .....	<a href="#">24</a>
Scholarships and fellowships, taxable income (Worksheet 1-1) .....	<a href="#">5</a>
Student loan interest deduction (Worksheet 4-1) .....	<a href="#">31</a>
Tuition and fees deduction, MAGI calculation (Worksheet 6-1) .....	<a href="#">39</a>